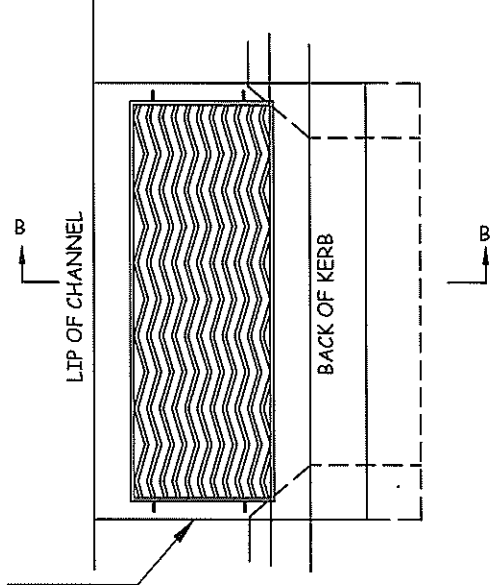
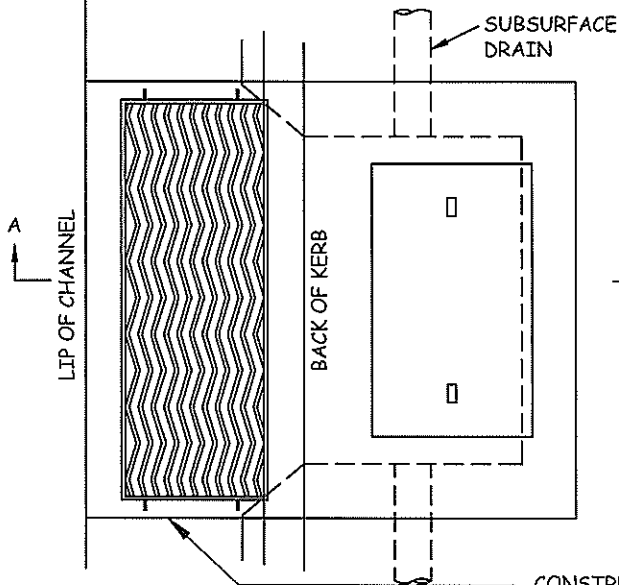


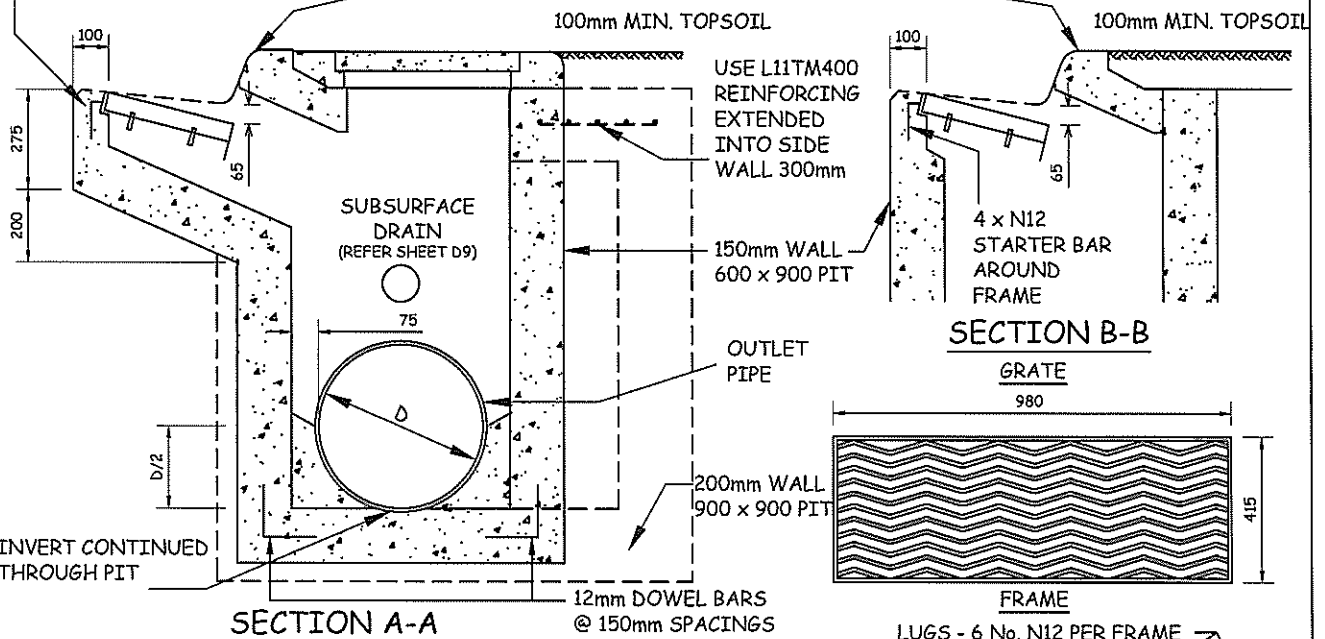
PIPE BEHIND KERB

PIPE UNDER KERB



4 x N12
STARTER BAR
AROUND FRAME

CONSTRUCTION JOINTS
MONASH CITY COUNCIL
TYPE PRE-CAST LINTEL



SECTION A-A

SECTION B-B

GRATE

FRAME

NOTES:

1. REFER TO SHEET D2 & D3 FOR STANDARD PIT DIMENSIONS & FOR FRAME, GRATE & LINTEL DETAILS.
2. 3 mm CLEARANCES TO BE LEFT AROUND GRATE.
3. CHANNEL TO BE SHAPED AS PER STANDARD DRAWING D1.
4. FOR PITS DEEPER THAN 1.0 m STEP IRONS AT 300 mm CENTRES SHALL BE INSTALLED (FIRST STEP IRON AT 450 mm FROM PIT FLOOR).
5. PITS OVER 1.5 m TO BE CORBELLED TO SUIT STANDARD FRAME & LID.
6. ALL CONCRETE TO BE N32 STRENGTH GRADE.
7. THE PIT FLOOR TO BE POURED PRIOR TO CONSTRUCTING THE WALLS.
8. GRATES PLACED ADJACENT TO BLUESTONE SHALL BE PAINTED WITH BLACK RUST PROOFING COMPOUND. ALL OTHER GRATES SHALL BE GALVANISED.

CITY OF MONASH



GRATED SIDE ENTRY PIT
AMENDED GRATE SIZES MAR. 2013

DIRECTOR INFRASTRUCTURE SERVICES:

Peter Arman

DRAWN:
W.Du Feb 2011

SCALE: 1:20

SHEET:

DWG NAME:
STDWG D 05

21500

D 05

REVISION: C