

Quarterly  
Economic  
Snapshot

Oct-24 to Dec-  
24

In the last quarter, Australia's GDP increased by 2.1%. For Victoria, GDP increased by 1.8%. Population was up nationally, and up in Victoria. Consumer sentiment was up across the nation and down in Victoria. Total CO<sub>2</sub>-e emissions for the latest quarter decreased by -6.0% in Australia and decreased by -3.8% for Victoria.

ECONOMY	PEOPLE	COMMUNITY	ENVIRONMENT
GDP (Australia)	Population (Australia)	Consumer Sentiment Index (Australia)	CO <sub>2</sub> -e emissions (Australia)
\$643,563m (+2.1%)	26,124,814 (+1.64%)	91.0 (+18.7%)	464.77m tonnes (-6.0%)
GDP (Victoria)	Population (Victoria)	Consumer Sentiment Index (Victoria)	CO <sub>2</sub> -e emissions (Victoria)
\$151,018m (+1.8%)	6,656,281 (+1.68%)	nan (nan%)	80.06m tonnes (-3.8%)

CONSUMER EXPENDITURE

Trending Flat

Trend	Change in Total Local Spend
Victoria	Monash
14.6%	10.5%

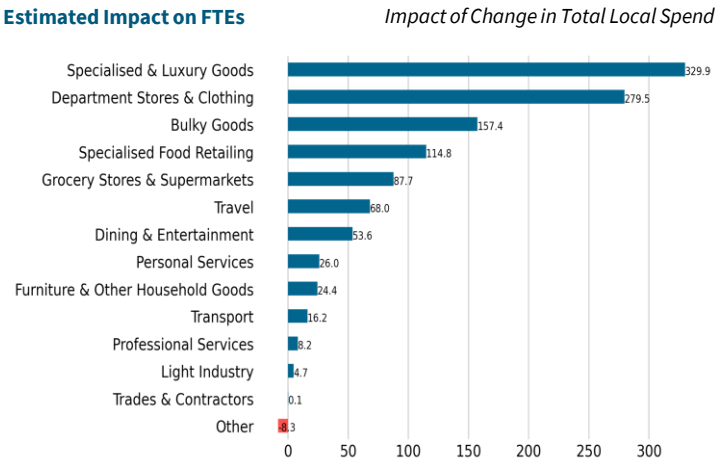
Daily Spending		Average Daily Spend by Day of Week	
Day	Total	Resident	Visitor
Mon	\$11.8M (+15.2%)	\$4.24M (+16.0%)	\$7.28M (+15.5%)
Tue	\$11.4M (+11.5%)	\$4.09M (+15.5%)	\$7.11M (+9.9%)
Wed	\$11.3M (+3.6%)	\$3.95M (+4.0%)	\$7.15M (+3.9%)
Thu	\$12.9M (+9.3%)	\$4.44M (+7.2%)	\$8.16M (+10.1%)
Fri	\$14.2M (+15.6%)	\$4.98M (+13.0%)	\$8.93M (+17.1%)
Sat	\$13M (+8.6%)	\$4.79M (+7.9%)	\$8.09M (+9.3%)
Sun	\$9.87M (+11.9%)	\$3.76M (+8.5%)	\$5.97M (+14.1%)

Peak Day Friday 20 December 2024: \$17.6M

Trough Day Wednesday 25 December 2024: \$1.73M

JOB IMPACT

Net Positive



Largest Increase 329.9 FTEs, Specialised and Luxury Goods

Largest Decrease -8.3 FTEs, Other

Sources: ABS, Cat. Nos. 3101.052, 5206.001, 5206.027; ABS Census 2016; Spendmapp.com.au; industry.gov.au; DISER, 2020

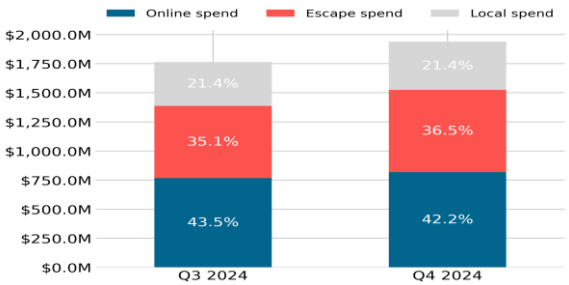
Quarterly  
Economic  
Snapshot

Oct-24 to Dec-  
24

WALLET SHARE

Escaping

Share of Resident Wallet Latest and Previous Quarter



Trend Change in Resident Wallet Share

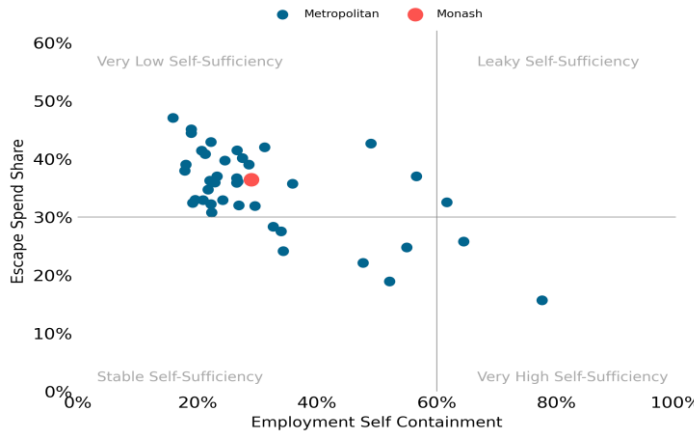
Spend	Victoria	Monash
Local Spend	+0.3%	-0.0%
Escape Spend	+0.6%	+1.3%
Online Spend	-0.9%	-1.3%

- Compared with the previous quarter, in Q4 2024:
- Monash saw more escape spend as a share of Resident Wallet; and
  - Escape spend in Victoria saw the greatest increase in share.

SELF-SUFFICIENCY

Low

The Commuter Effect Escape Spend and Commuting



Compared with other Metropolitan councils, in Monash:

- There is leaky economic self-sufficiency.
- There is low employment self-containment (based on the last Census).
- Resident Escape Spend has a high share of Resident Wallet.

Disclaimer

This document has been prepared by Geografia Pty Ltd for City of Monash and is intended for its use only. Any use of material from the report should be appropriately cited (i.e. source: Spendmapp by Geografia). While every effort is made to provide accurate and complete information, Geografia does not warrant or represent that the information contained is free from errors or omissions and accepts no responsibility for any loss, damage, cost or expense (whether direct or indirect) incurred as a result of a person taking action in respect to any representation, statement, or advice referred to in this report.