

### 3. Health services access & usage – Monash

#### Monash Health snapshot:

In Monash City:

- the percentages of people who are overweight (26.6%) or obese (14%) is much lower than the Victorian measures (32.5% and 17.3% respectively);
- the percentages reporting heart disease (5.8%) and high blood pressure (23.4%) is below the Victorian measures (6.9% and 24.5% respectively);
- the percentage reporting type 2 diabetes is 5.4% which is slightly above the Victorian measures of 5%;
- the utilisation of health services by drug and alcohol clients per 1,000 population is 2.7 compared to the Victorian measure of 6.2; and
- the utilisation of health services by registered mental health clients is 6.4 per 1,000 population compared to the Victorian measure of 11.3 per 1,000 population.<sup>1</sup>

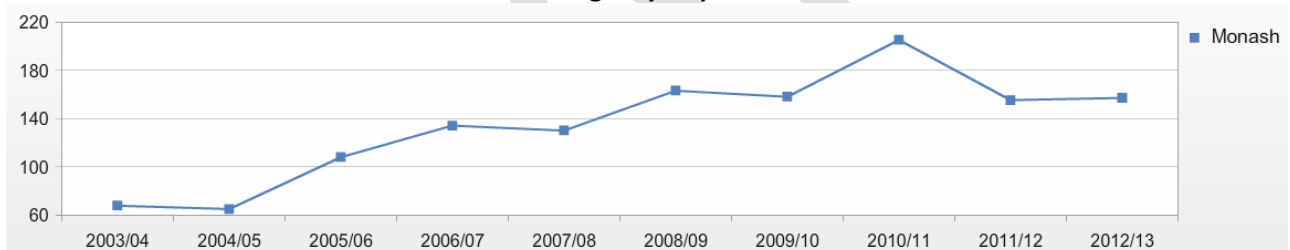
#### Hospital Presentations

The rate of hospital inpatient presentations is above the Victorian measure, and more than 53% of these are from private hospitals. The rate of emergency department presentations (176.1 per 1,000 population) is well below Victorian measure (261.5 per 1,000) population.<sup>2</sup>

#### Alcohol

Table 1 identifies the number of alcohol related emergency department presentations for the City of Monash from 2003/04 to 2012/13.<sup>3</sup>

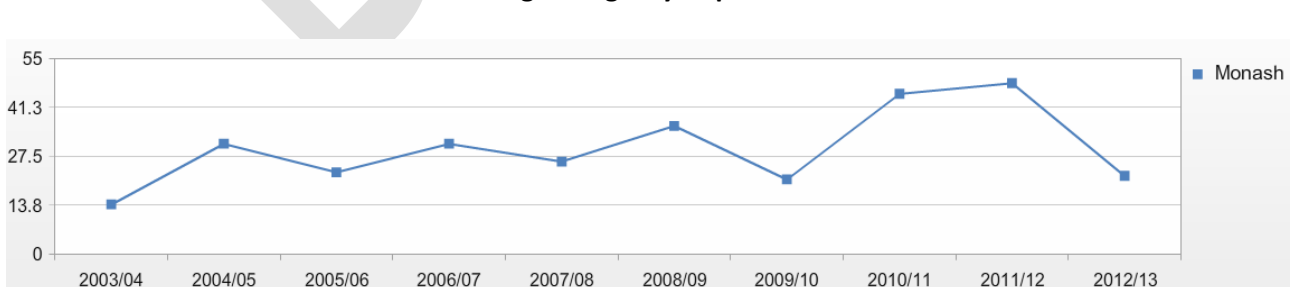
**Table 1: Monash Alcohol Emergency Department Presentations**



#### Illicit Drugs

Table 2 identifies the number of illicit drug related emergency department presentations for the City of Monash from 2003/04 to 2012/13.<sup>4</sup>

**Table 2: Monash Illicit Drug Emergency Department Presentations**

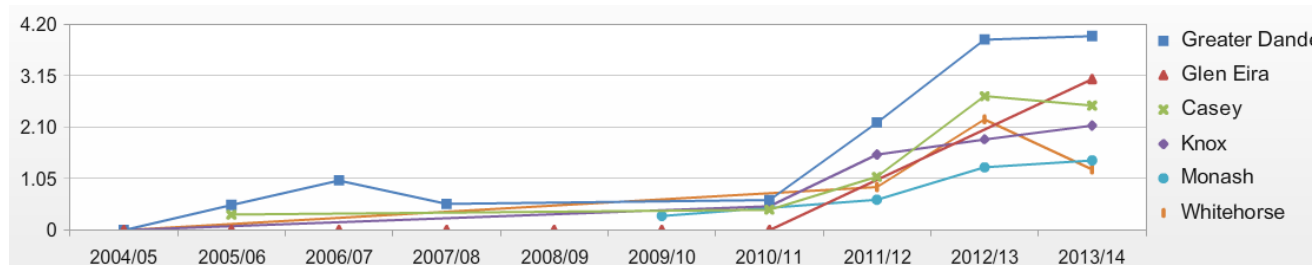


## Ambulance Services

### Crystal Methamphetamine

Table 3 identifies the number of Crystal Methamphetamine ambulance attendances per 10,000 people in eastern LGAs from 2003/04 to 2013/14.<sup>5</sup>

**Table 3: Crystal Methamphetamine Ambulance Rate Total – Ambulance Attendances per 10,000**



## General Practitioners

As of 2016, the number of General Practitioners within Monash per 1,000 population is 1.3. The Victorian measure for General Practitioners is 1.2.<sup>6</sup>

## Percentage of Monash population with private health insurance

Fifty-eight point six percent (58.6%) of the Monash population have private health insurance which is substantially higher than the Victorian population state average of 48%.<sup>7</sup>

## Breastfeeding Rates

Breastfeeding provides babies with the best start in life and is a key contributor to infant health.<sup>8</sup> Evidence shows that breastfed babies are less likely to suffer from gastroenteritis, respiratory illness and middle ear infection. Breastfeeding also benefits mother's by promoting faster recovery from childbirth; and reducing the risks of breast and ovarian cancers in later life.<sup>9</sup>

Fifty-five point eight percent (55.8%) of Monash infants fully breastfed at 3 months compared to the State average of 51.4%.<sup>10</sup>

## Child and family characteristics and service utilisation:

In Monash:

- the percentage of children fully breastfed at three months is 55.8% is above the Victorian measure (51.4%);
- the percentage of children fully immunised at 24-27 months (92%) is comparable to the Victorian measure of 93.1%;
- the percentage of developmentally vulnerable children in one, two or more domains (total 24.5%) is below the Victorian measure (total 29%);
- the rates of child protection investigations (7 per 1,000 eligible population) and substantiations (3.2 per 1,000 of eligible population) are below the Victorian measures (of 16.4% and 9.2% per eligible population respectively); and
- the rate of Child FIRST assessments in Monash is 5.4 per 1,000 population – this is lower the Victorian measure of 9.3 per 1,000 population.<sup>11</sup>

## Immunisation Rates

Immunisation protects people against harmful infections before they come into contact with them. Immunisation uses the body's natural defences to build resistance to specific infections and helps children (and adults) stay healthy by preventing serious infections.<sup>12</sup>

- 92% of Monash children are fully immunised at 24-27 months compared to the state average of 93.1%.<sup>13</sup>

## Maternal & Child Health Checks

Seventy point one percent (70.1%) of 3 year old children attended their local Maternal & Child Health service compared to the state average of 64.4%<sup>14</sup>

### **Breast Cancer and Cervical Cancer Screenings**

In Monash 53.8% of women participate in breast cancer screening programs, which is lower than the Victorian state average of 54.1%.<sup>15</sup> Fifty-eight point one percent (58.1%) of women in Monash participate in the Cervical Cancer screening program which is slightly lower than the state average of 60.4%.<sup>16</sup>

### **Dental Services**

Monash has less than the Victorian average of:

- children presenting with decayed, missing or filled primary (baby) or permanent (adult) teeth, attending public dental services (from 0-17 years: Monash average of 40% compared to Victoria average of 55%)
- potentially preventable hospitalisations due to dental conditions for children ages 0-4 years, Monash average rate of 2.9 per 1,000 population, compared to Victorian average rate, which is a rate of 4.4 per 1,000 population for the period of 2009-2014 ; and
- adults presenting with decayed, missing permanent (adult) teeth, attending public dental services (from 18-65+ years from 2014-16: Monash average of 87.5% compared to the Victorian average of 92.5% .<sup>17</sup>

### 3. Monash Health Service & Access Usage – Reference List

<sup>1</sup> Department of Health 2016, Modelling, GIS and Planning Products Unit, Monash (C), p.11, Department of Health 2016, retrieved 3 October 2016,

<https://www2.health.vic.gov.au/about/publications/data/eastern-metro-region>

<sup>2</sup> Department of Health 2016, Modelling, GIS and Planning Products Unit, Monash (C), p.1, Department of Health 2016, retrieved 3 October 2016,

<https://www2.health.vic.gov.au/about/publications/data/eastern-metro-region>

<sup>3</sup> Turning Point AOD service retrieved 19 December 2016,

<http://aodstats.org.au/VicLGA/>

<sup>4</sup> Turning Point AOD service retrieved 19 December 2016,

<http://aodstats.org.au/VicLGA/>

<sup>5</sup> Turning Point AOD service retrieved 19 December 2016,

<http://aodstats.org.au/VicLGA/>

<sup>6</sup> Department of Health 2016 , Modelling, GIS and Planning Products Unit, Monash (C), p.10, Department of Health 2016, retrieved 3 October 2016,

<https://www2.health.vic.gov.au/about/publications/data/eastern-metro-region>

<sup>7</sup> Department of Health 2016, Modelling, GIS and Planning Products Unit, Monash (C), p10, Department of Health 2016, retrieved 3 October 2016,

<https://www2.health.vic.gov.au/about/publications/data/eastern-metro-region>

<sup>8</sup> Department of Health 2014, retrieved 3 October 2016, <http://www.health.gov.au/breastfeeding>

<sup>9</sup> Department of Health 2014, retrieved 3 October 2016, <http://www.health.gov.au/breastfeeding>

<sup>10</sup> Department of Health 2016, Modelling, GIS and Planning Products Unit, Monash (C), p.8, Department of Health 2016, retrieved 3 October 2016, <https://www2.health.vic.gov.au/about/publications/data/eastern-metro-region>

<sup>11</sup> Department of Health 2016, Modelling, GIS and Planning Products Unit, Monash (C), p.1, Department of Health 2016, retrieved 3 October 2016, <https://www2.health.vic.gov.au/about/publications/data/eastern-metro-region>

<sup>12</sup> Australian Government Department of Health, Your Guide to Understanding Childhood Immunisation Booklet, 2013, retrieved 16 December 2016

<http://search.health.gov.au/s/search.html?query=Your+Guide+to+Understanding+Childhood+Immunisation+Booklet%2C&collection=health&profile=immunise&Submit=>

<sup>13</sup> Department of Health, Modelling, GIS and Planning Products Unit, Monash (C), p.10, Department of Health 2016, retrieved 3 October 2016,

<https://www2.health.vic.gov.au/about/publications/data/eastern-metro-region>

<sup>14</sup> Department of Health, Modelling, GIS and Planning Products Unit, Monash (C), p.8, Department of Health 2016, retrieved 3 October 2016,

<https://www2.health.vic.gov.au/about/publications/data/eastern-metro-region>

<sup>15</sup> Department of Health, Modelling, GIS and Planning Products Unit, Monash (C), p.8, Department of Health 2016, retrieved 3 October 2016,

<https://www2.health.vic.gov.au/about/publications/data/eastern-metro-region>

<sup>16</sup> Department of Health, Modelling, GIS and Planning Products Unit, Monash (C), p.8, Department of Health 2016, retrieved 3 October 2016, <https://www2.health.vic.gov.au/about/publications/data/eastern-metro-region>

---

Dental Health Services Victoria, City of Monash Oral Health Profile , retrieved 16 December 2016  
[https://www.dhsv.org.au/\\_data/assets/pdf\\_file/0009/28656/Monash.pdf](https://www.dhsv.org.au/_data/assets/pdf_file/0009/28656/Monash.pdf)

<sup>17</sup> Dental Health Services Victoria, City of Monash Oral Health Profile , retrieved 16 December 2016  
[https://www.dhsv.org.au/\\_data/assets/pdf\\_file/0009/28656/Monash.pdf](https://www.dhsv.org.au/_data/assets/pdf_file/0009/28656/Monash.pdf)

DRAFT