

Street Tree Renewal Information – Swift Drive, Glen Waverley

The table below lists the details of the trees to be removed in Swift Drive, Glen Waverley.

No	Location	Species	Condition Assessment
1.	44 Brentwood Drive	<i>Prunus cerasifera Nigra</i>	Declining canopy, < 2 Years ULE
2.	17 Swift Drive	<i>Nerium oleander</i>	Too close to infrastructure, shrub, not a tree. < 2 Years ULE
3.	27 Swift Drive	<i>Ligustrum sp.</i>	Weed, wounds and codominant union and emergency excavation adjacent trunk, < 2 Years ULE
4.	46 Brentwood Drive	<i>Melaleuca styphelioides</i>	Canopy dieback indicates in decline, < 2 Years ULE
5.	20 Swift Drive	<i>Hakea salicifolia</i>	Fruiting fungal bodies at base of trunk, < 2 Years ULE
6.	33 Maylands Crescent	<i>Callistemon sp.</i>	Suppressed and in decline, < 2 Years ULE

< 2 Years ULE - a useful life expectancy of less than two years

The table below lists the details of the locations and tree species to be planted in vacant sites along Swift Drive, Glen Waverley.




Map Ref.	Street Location
1.	Reserve Frontage 11-31 Maylands Crescent
2.	Reserve Frontage 11-31 Maylands Crescent
3.	Reserve Frontage 11-31 Maylands Crescent
4.	33 Swift Drive
5.	46 Brentwood Drive

Street Tree Renewal Information – Swift Drive, Glen Waverley

MAP - Removals, Replacements & Infill Planting

The map below details the removals, replacements and infill plantings along Swift Drive, Glen Waverley



Legend	
	New Tree To be planted
	Tree to be removed and replaced
	Tree to be removed but not replaced