

# 36 BEDDOE AVENUE CLAYTON TOWN PLANNING

TOWN PLANNING DRAWING LIST		
DWG NO:	DRAWING NAME	SCALE
A01	DRAWING LIST	
A02	FEATURE & LEVEL PLAN	1:150
A03	OPPORTUNITIES & CONSTRAINTS & DESIGN RESPONSE PLANS	1:200, 1:100, 1:150
A04	DEMOLITION PLAN	1:100
A05	BASEMENT PLAN	1:100
A06	PROPOSED GROUND FLOOR PLAN	1:100
A07	PROPOSED FIRST FLOOR PLAN	1:100
A08	PROPOSED SECOND FLOOR PLAN	1:100
A09	PROPOSED THIRD FLOOR PLAN	1:100
A10	PROPOSED ROOF PLAN	1:100
A11	ELEVATIONS (1)	1:100
A12	ELEVATIONS (2)	1:100
A13	STREET VIEW & SECTIONS	1:100
A14	SECTIONS	1:100
A15	SHADOW DIAGRAMS (1)	1:200
A16	SHADOW DIAGRAMS (2)	1:200
A17	OVERLOOKING DIAGRAMS	1:200
A18	TYPICAL ROOMS	1:50
A19	FINISHES SCHEDULE	



**ADVERTISED COPY - CITY OF MONASH**  
 This copied document is made available for the sole purpose of enabling its consideration and review as part of a planning process under the Planning and Environment Act.  
 The document must not be used for any purpose which may breach copyright.

**PRELIMINARY**

Check and verify all dimensions before commencement of work and/or shop drawings. This design and drawing is the property of Reve Design Pty Ltd (Reve) and may not be copied in whole or part without their written consent. Except that the Relevant Building Surveyor (RBS) can, at their discretion, make minor necessary changes, in order to facilitate the issuing of the Building Permit. Any proposed additions and/or amendments are to be reported to Reve for authorisation prior to the RBS carrying out such changes. Figure dimensions take precedence over scale. Do not scale.

  
**Reve Design**  
 瑞恆建築設計事務所  
 Building Design Consulting & Architectural Visualization  
 Reve Design Pty Ltd Suite 3.04/24 St Kilda Road  
 Building Design Consultants Melbourne VIC 3004  
 & Architectural Visualization Phone : 0434365128  
 vincent\_yang@revedesign.com.au

Project Name  
**Student Accommodation**  
 36 Beddoe Ave Clayton

Drawing Title:  
**DRAWING LIST**  
 Scale: as shown @ A1  
 Drawn By: VY  
 Checked By: VY

Project No:  
**0718**  
 Issue:  
**C**  
 Drawing No.:  
**A01**  
 Plot Date: 22/4/21

**IMPORTANT NOTE :**

THIS PLAN OF RE-ESTABLISHMENT WILL NOT BE EXAMINED IN THE LAND TITLES OFFICE. NO RESPONSIBILITY CAN THEREFORE BE ACCEPTED FOR ANY FUTURE DIFFERENCE IN BOUNDARY DEFINITION WHICH MAY RESULT FROM RE-SURVEYS OF ADJOINING LANDS OR SUBSEQUENT REGISTRATION BY THE LAND TITLES OFFICE OF ANY NEW SURVEY PLANS.

LAND ENCLOSED BY THICK CONTINUOUS LINE SHOWN AS AND HATCHED REPRESENTS LAND THAT HAS BEEN RE-ESTABLISHED BY THIS SURVEY.  
**SURVEY DATUM:**  
 LEVELS SHOWN THUS ARE TO A.H.D.  
 MULGRAVE PM 1153 - (RL 93.85m VIDE SMES)

**CONTOURS:**  
 93 MINOR CONTOUR INTERVAL: 0.20m  
 93 MAJOR CONTOUR INTERVAL: 1.00m

**GENERAL NOTES:**  
 01 DENOTES PHOTO REFERENCE  
 T.O.S. STANDS FOR THE TOP OF STRUCTURE  
 F.F.L. STANDS FOR FINISHED FLOOR LEVEL  
**WINDOWS AND DOORS:**  
 HW H:51.10  
 S:49.60  
 H/W STANDS FOR HABITABLE WINDOW  
 N/HW STANDS FOR NON HABITABLE WINDOW  
 D STANDS FOR DOOR  
 DWELLINGS OR PARTS OF DWELLING WHICH WERE UNABLE TO BE LOCATED HAVE BEEN DRAWN USING AERIAL PHOTOGRAPHS, WHERE REQUIRED.  
**DATE OF SURVEY - 13/05/2020 (MS)**


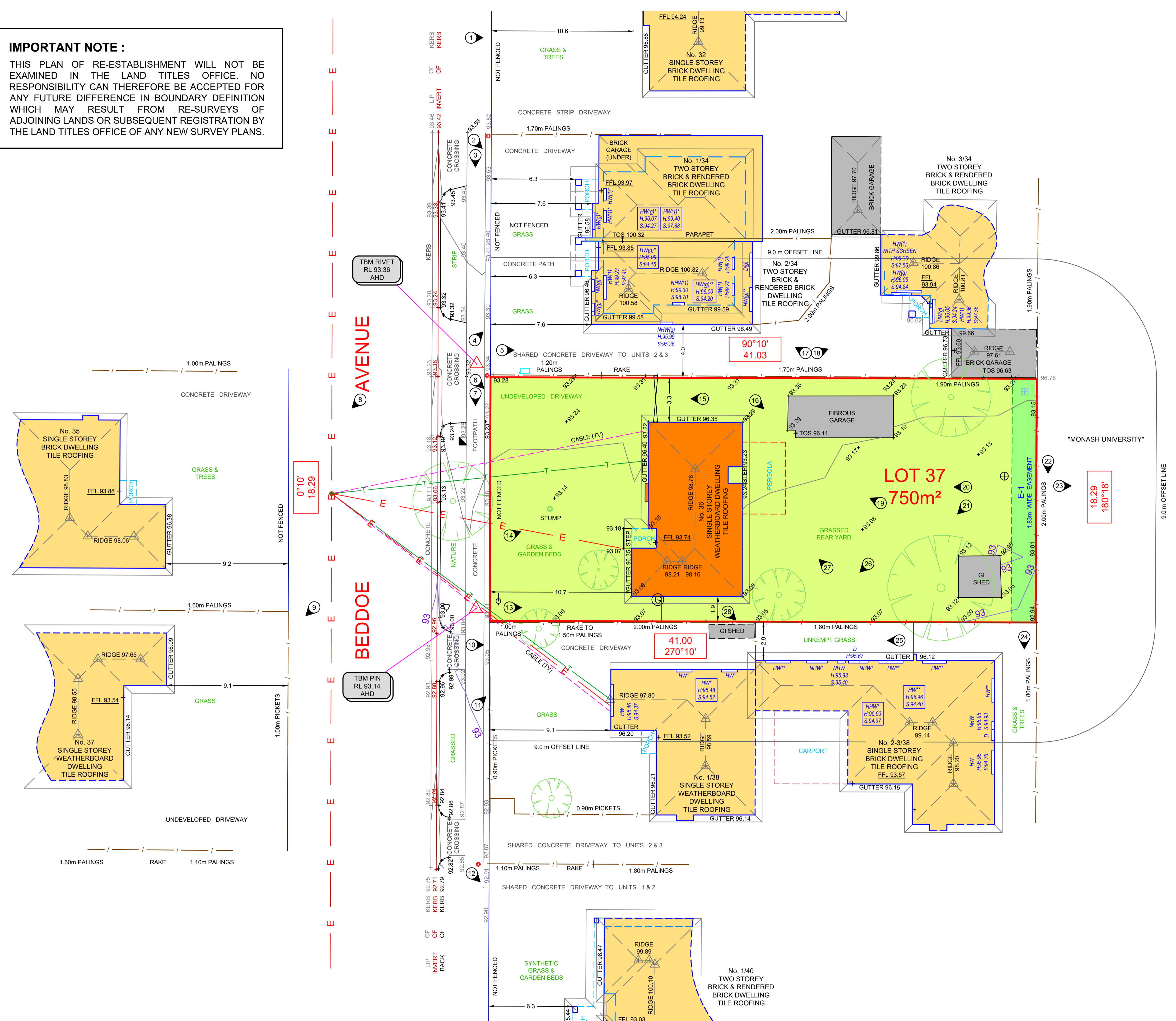
**LEGEND**

- |                                                                                                            |                         |
|------------------------------------------------------------------------------------------------------------|-------------------------|
| UNCLASS PIT                                                                                                | LIGHT POLE              |
| TRAFFIC SIGNAL PIT                                                                                         | ELEC. POLE/LIGHT        |
| TRAFFIC SIGNAL POLE                                                                                        | ELEC. MARKER POST       |
| BOLLARD                                                                                                    | JUNCTION PIT            |
| GRATED PIT                                                                                                 | GAS & FUEL VALVE        |
| WATER METER                                                                                                | SIGN                    |
| ELECTRICITY POLE                                                                                           | TITLE PEG               |
| STAY FOR POLE                                                                                              | TELECOM PIT             |
| ELECTRICITY PIT                                                                                            | TREE                    |
| FIRE HYDRANT                                                                                               | TRAFFIC SIGNAL BOX      |
| GATE                                                                                                       | SIDE ENTRY PIT (SEF)    |
| GAS METER                                                                                                  | SEWER INSPECTION OUTLET |
| SEWERAGE PIT                                                                                               | DRAINAGE OUTLET         |
| SCREENING VEGETATION                                                                                       | STOP VALVE              |
| DENOTES BUILDING HAS BEEN PLOTTED FROM AERIAL PHOTOGRAPHY AND WAS NOT ABLE TO BE LOCATED AT TIME OF SURVEY |                         |
| CABLE TV                                                                                                   | TELSTRA                 |
| OVERHEAD                                                                                                   | ELECTRICITY             |

ADDRESS: 36 BEDDOE AVENUE, CLAYTON 3168  
 TITLE DESC: VOL. 7613 FOL. 018  
 LAST PLAN REF: LOT 37 ON LP 22201  
 PARISH: MULGRAVE  
 MGA 2020 Co-ordinates: E 335 477 ZONE 55 GDA 2020  
 N 5 802 484

ADVERTISED COPY - CITY OF MONASH  
 This copied document is made available for the sole purpose of enabling its consideration and review as part of a planning process under the Planning and Environment Act.  
 The document must not be used for any purpose which may breach copyright.

**FEATURE & LEVEL PLAN**  
 1:150



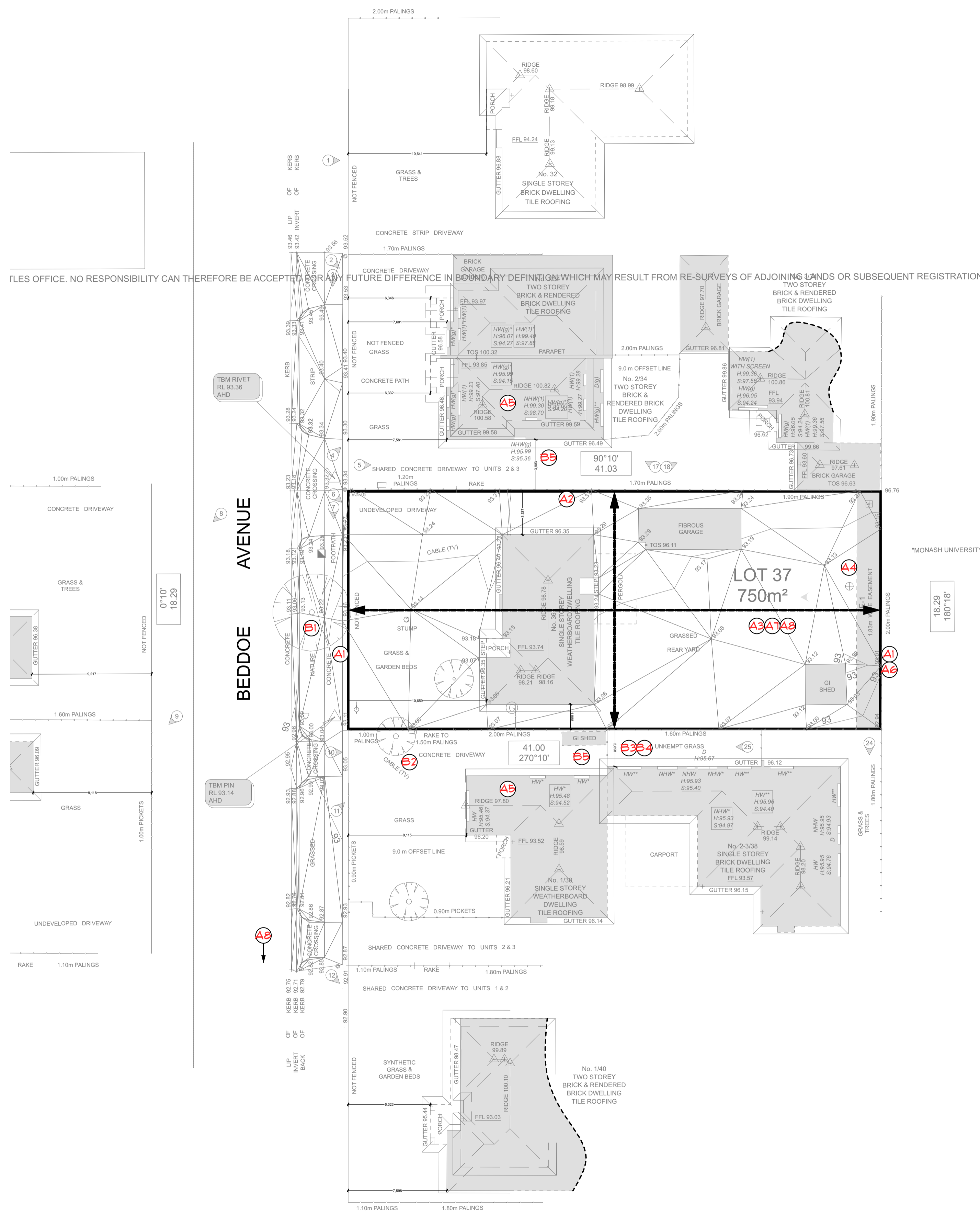
Check and verify all dimensions before commencement of work and/or shop drawings. The design and drawing is the property of Reve Design Pty Ltd (Reve) and may not be copied in whole or part without their written consent. Ensure that the Relevant Building Surveyor (RBS) can, at their discretion, make minor necessary changes, in order to facilitate the issuing of the Building Permit. Any proposed additions and/or amendments are to be reported to Reve for authorisation prior to the RBS carrying out such changes. Plotted dimensions take precedence over scale. Do not scale.

**Reve Design**  
 瑞德建築設計事務所  
 Building Design Consulting & Architectural Visualization  
 Reve Design Pty Ltd Suite 3.04/24 St Kilda Road  
 Building Design Consultants Melbourne VIC 3004  
 & Architectural Visualization Phone: 0434365128  
 vincent\_yang@revedesign.com.au

Project Name  
**Student Accommodation**  
 36 Beddoe Ave Clayton

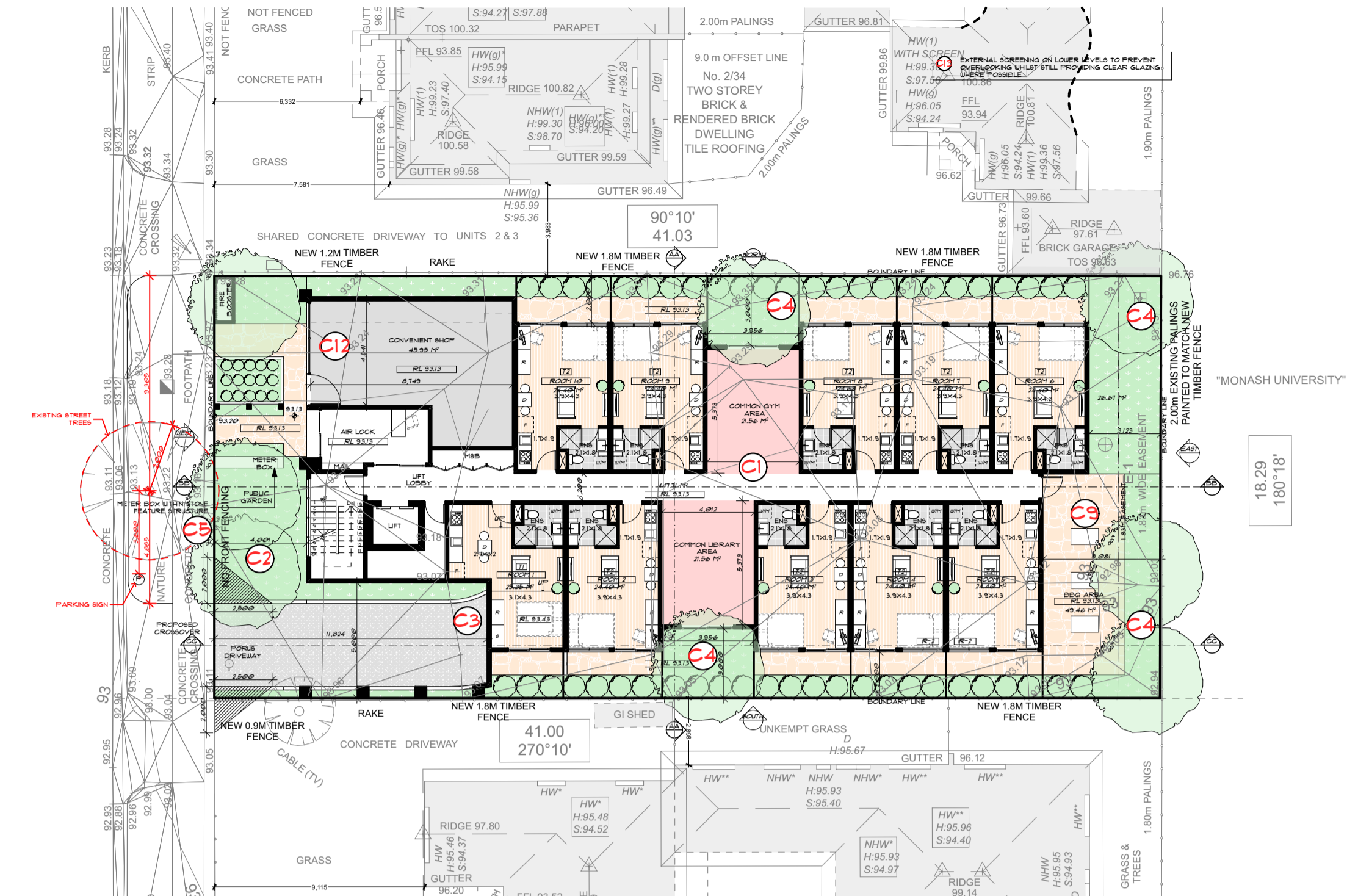
Drawing Title: <b>FEATURE &amp; LEVEL PLAN</b>	Project No: <b>0718</b>	Issue: <b>C</b>
Scale: as shown @ A1	Date: Apr 2021	Drawing No.: <b>A02</b>
Drawn By: VY	Checked By: VY	Plot Date: 22/4/21

**PRELIMINARY**

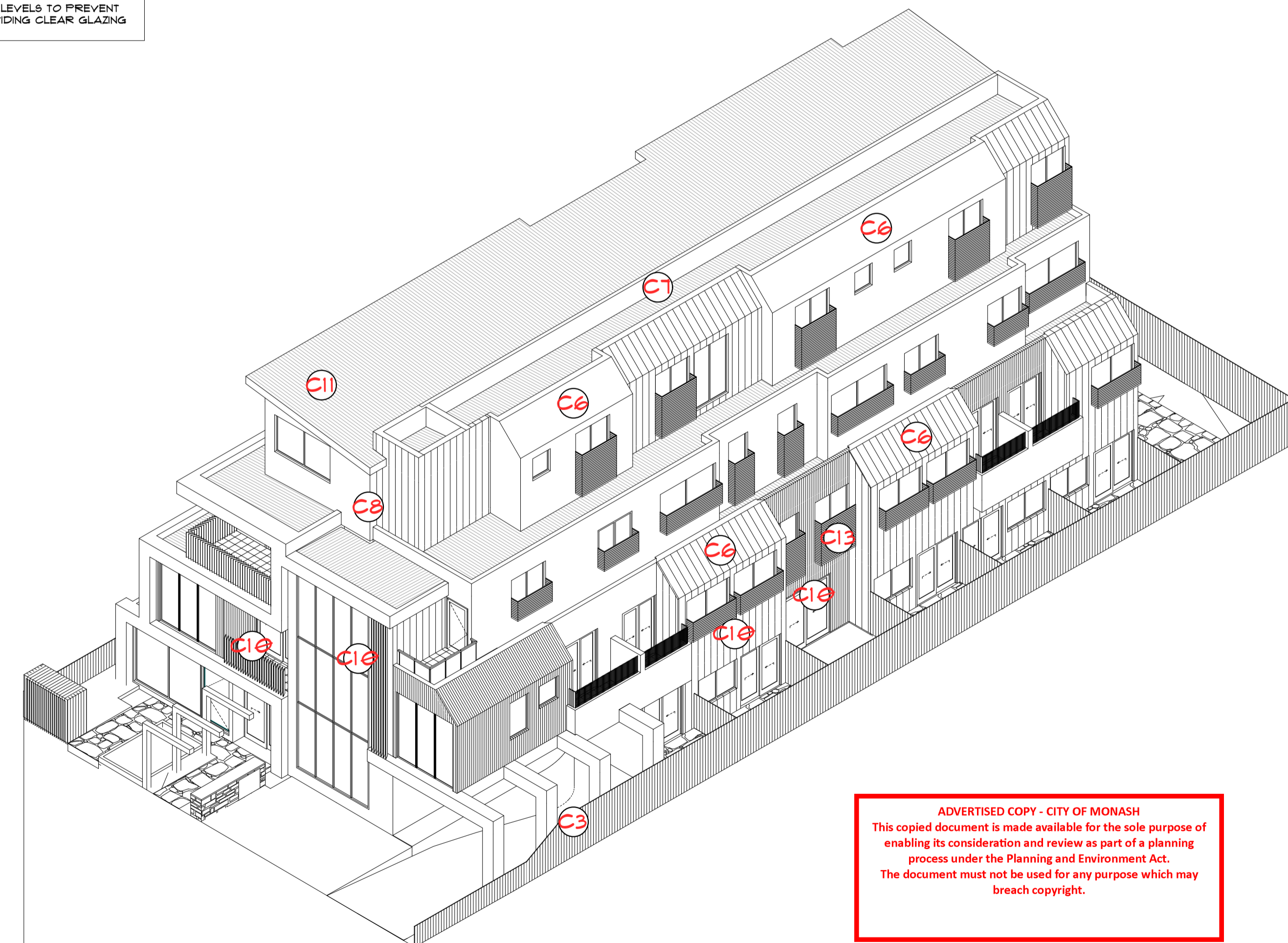


OPPORTUNITIES & CONSTRAINTS PLAN  
1:200

- SITE OPPORTUNITIES**
- (A1) FRONT VIEW TO BEDDOE AVENUE; REAR VIEW TO MONASH UNIVERSITY BIOTECH BUILDING.
  - (A2) DEEP BLOCK WITH WIDE NORTH FACING BOUNDARY.
  - (A3) FLAT BLOCK WITH NO FLOODING RISKS.
  - (A4) EASEMENT AT REAR ALONG SHORT BOUNDARY.
  - (A5) DEVELOPED AJONING PROPERTIES WITHOUT SIGNIFICANT VEGETATION.
  - (A6) PROXIMITY TO MONASH UNIVERSITY.
  - (A7) LOCATED WITHIN RESIDENTIAL GROWTH ZONE, SUITABLE FOR INCREASED RESIDENTIAL DEVELOPMENTS.
  - (A8) WELL DEVELOPED AREA WITH AMPLE PUBLIC UTILITIES.
  - (A9) APPROVED STUDENT ACCOMMODATION BUILDING TO BE ON 11-13 BEDDOE AVENUE.
- SITE CONSTRAINTS**
- (E1) ONE STREET TREE ON BEDDOE AVENUE.
  - (E2) ONE NEIGHBOUR TREE CLOSE TO BOUNDARY.
  - (E3) EXISTING HABITABLE WINDOWS ON SOUTH AJONING PROPERTIES.
  - (E4) POTENTIAL OVERSHADOWING TOWARDS NEIGHBOUR P.O.S.
  - (E5) POTENTIAL OVERLOOKING TOWARDS AJONING PROPERTIES.
- DESIGN RESPONSES**
- (C1) DEVELOPMENT OF STUDENT ACCOMMODATIONS WITHIN PROXIMITY OF MONASH UNIVERSITY.
  - (C2) ADOPTING SETBACKS AS PER COUNCIL'S PLANNING PROVISION AND RESIDENTIAL GROWTH ZONE OUTLINE.
  - (C3) UTILISING FLAT LAND AS OPPORTUNITY FOR BASEMENT LEVEL.
  - (C4) DESIGNATED AREA FOR INCREASED VEGETATION.
  - (C5) NO FRONT FENCE DESIGN TO KEEP CONSISTENCY WITH EXISTING STREETSCAPE CHARACTER.
  - (C6) SOUTHERN SLANTED WALL AND EAVERLESS ROOF FORM TO REDUCE OVERSHADOWING AND GIVE CHARACTER BUILDING HEIGHT CONTROLLED WITHIN RESIDENTIAL GROWTH ZONE LIMIT.
  - (C7) UPPER FLOOR INCREASED SETBACK TO GREATLY REDUCE STREET IMPACT.
  - (C8) AMPLE REAR SETBACK TOWARDS BOUNDARY ROAD AND UTILISING IT FOR PUBLIC AREA.
  - (C9) DIVERSITY OF APPEALING BUILDING MATERIALS USED CONSISTENT WITH ADJACENT DEVELOPMENTS.
  - (C10) EAVERED ROOF FORMS ADOPTED GIVING BUILDING APPEAL AND ENERGY EFFICIENCY ON NORTHERN SIDE.
  - (C11) CONVENIENCE SHOP PROVIDING EXTRA AMENITY TO THE AREA AND DEVELOPMENT.
  - (C12) EXTERNAL SCREENING ON LOWER LEVELS TO PREVENT OVERLOOKING WHILST STILL PROVIDING CLEAR GLAZING WHERE POSSIBLE.



DESIGN RESPONSE PLAN  
1:200



DESIGN RESPONSE ISOMETRIC DRAWING  
1:150

ADVERTISED COPY - CITY OF MONASH  
This copied document is made available for the sole purpose of enabling its consideration and review as part of a planning process under the Planning and Environment Act.  
The document must not be used for any purpose which may breach copyright.

PRELIMINARY

Check and verify all dimensions before commencement of work and/or shop drawings. This design and drawing is the property of Reve Design Pty Ltd (Reve) and may not be copied in whole or part without their written consent. Except that the Relevant Building Surveyor (RBS) can, at their discretion, make minor necessary changes, in order to facilitate the issuing of the Building Permit. Any proposed additions and/or amendments are to be reported to Reve for authorisation prior to the RBS carrying out such changes. Figure dimensions take precedence over text. Do not scale.

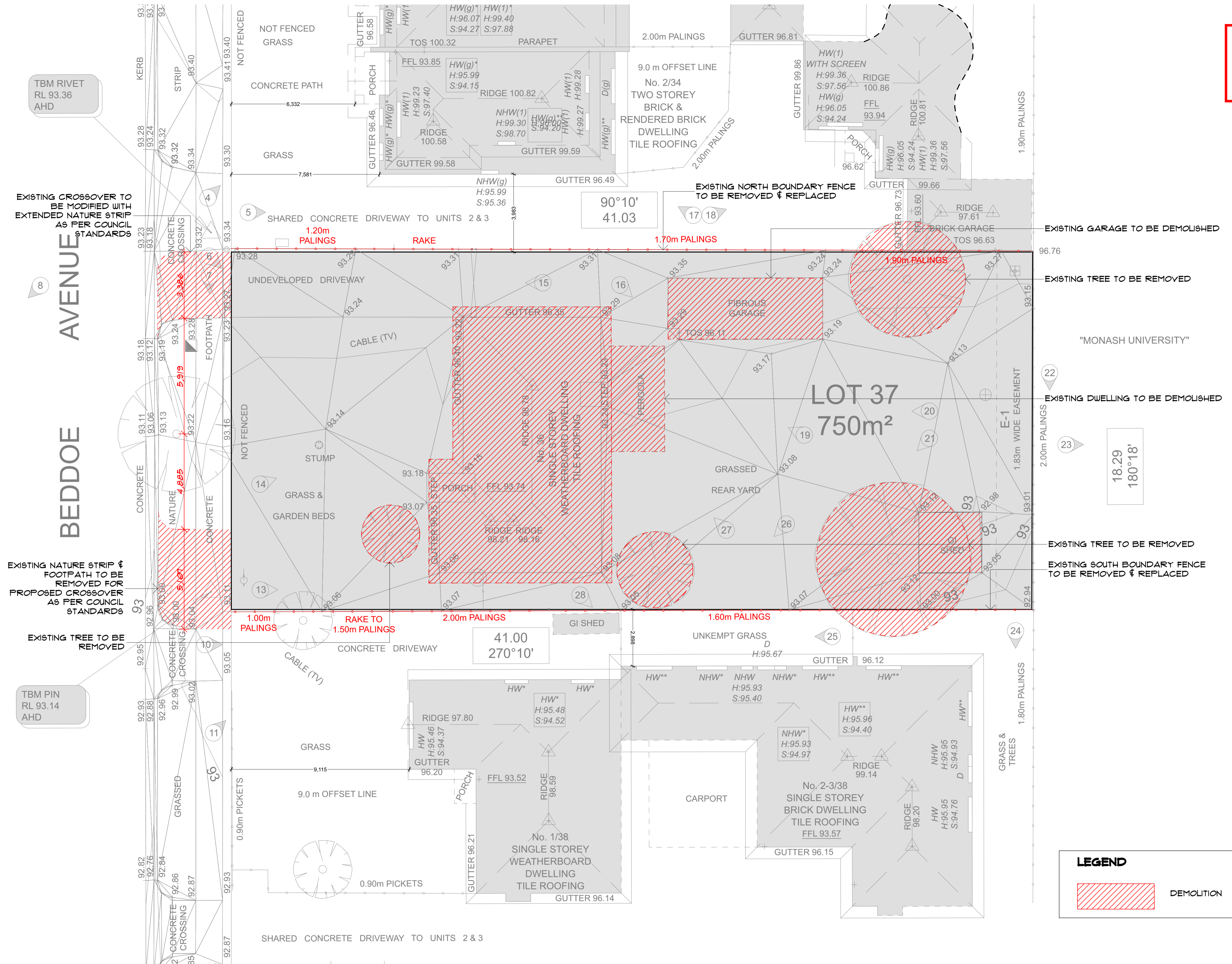
**Reve Design**  
瑞德建築設計事務所  
Building Design Consulting & Architectural Visualization  
Reve Design Pty Ltd Suite 3.04/24 St Kilda Road  
Building Design Consultants Melbourne VIC 3004  
& Architectural Visualization vincent\_yang@revedesign.com.au

Project Name  
**Student Accommodation**  
36 Beddoe Ave Clayton

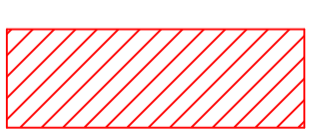
Drawing Title:  
**OPPORTUNITIES & CONSTRAINTS & DESIGN RESPONSE PLANS**  
Scale: as shown @ A1 Date: Apr 2021  
Drawn By: VY Checked By: VY

Project No:  
**0718**  
Issue:  
**C**  
Drawing No.:  
**A03**  
Plot Date: 22/4/21

ADVERTISED COPY - CITY OF MONASH  
 This copied document is made available for the sole purpose of enabling its consideration and review as part of a planning process under the Planning and Environment Act. The document must not be used for any purpose which may breach copyright.




**LEGEND**

 DEMOLITION

DEMOLITION PLAN  
 1:100

PRELIMINARY



Check and verify all dimensions before commencement of work and/or shop drawings. This design and drawing is the property of Reve Design Pty Ltd (Reve) and may not be copied in whole or part without their written consent. Except that the Relevant Building Surveyor (RBS) can, at their discretion, make minor necessary changes, in order to facilitate the issuing of the Building Permit. Any proposed additions and/or amendments are to be reported to Reve for verification prior to the RBS carrying out such changes. Figure dimensions take precedence over scale. Do not scale.

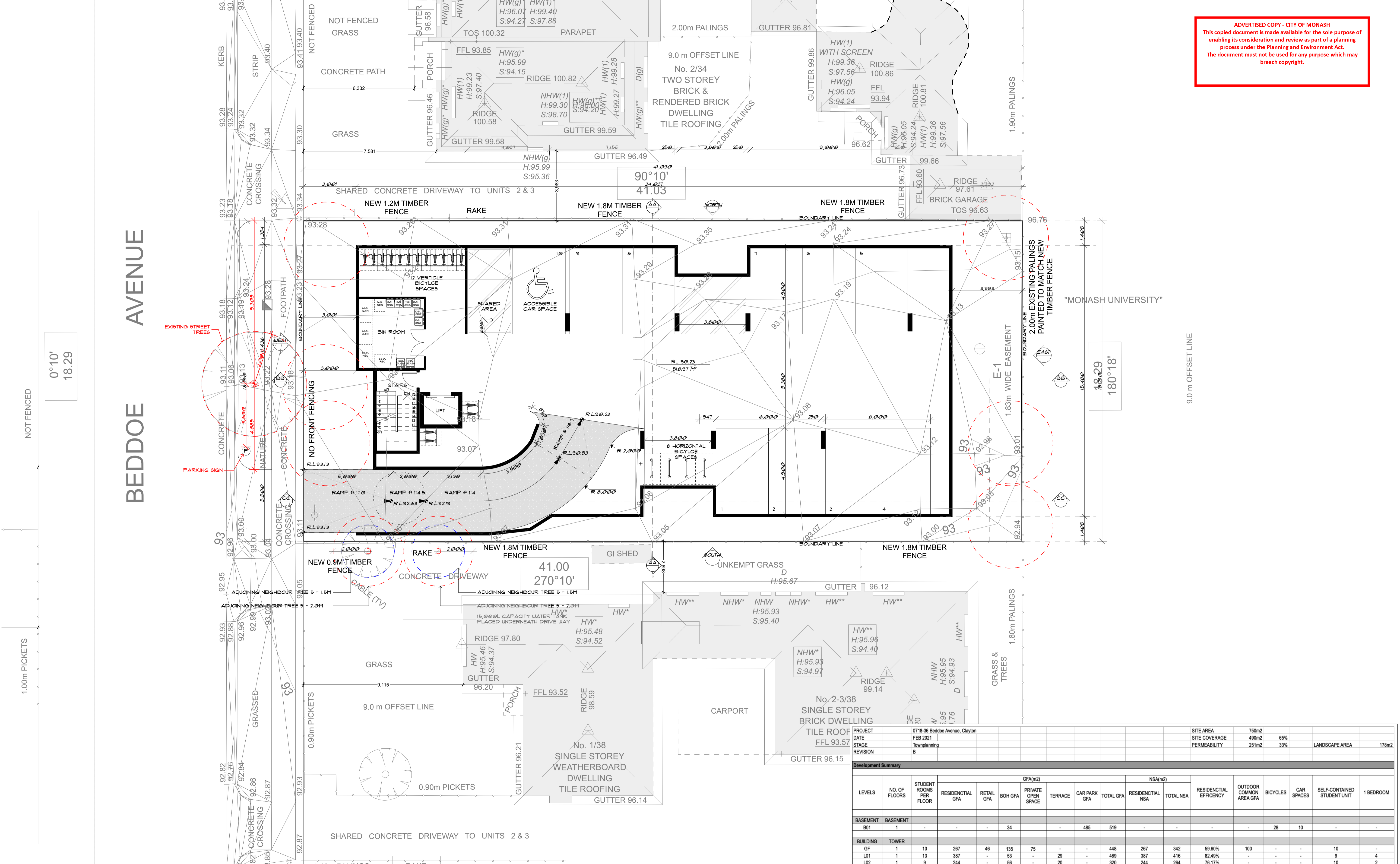
**Reve Design**  
 瑞德建築設計事務所  
 Building Design Consulting & Architectural Visualization  
 Reve Design Pty Ltd Suite 3.04/24 St Kilda Road  
 Building Design Consultants Melbourne VIC 3004  
 & Architectural Visualization Phone: 0434365128  
 vincent\_yang@revedesign.com.au

Project Name  
**Student Accommodation**  
 36 Beddoe Ave Clayton

Drawing Title: <b>DEMOLITION PLAN</b>	Project No: <b>0718</b>	Issue: <b>C</b>
Scale: as shown @ A1	Date: Apr 2021	Drawing No.: <b>A04</b>
Drawn By: VY	Checked By: VY	Plot Date: 22/4/21

ADVERTISED COPY - CITY OF MONASH  
 This copied document is made available for the sole purpose of enabling its consideration and review as part of a planning process under the Planning and Environment Act. The document must not be used for any purpose which may breach copyright.

BEDDOE AVENUE

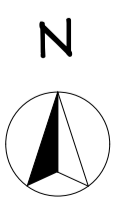


PROPOSED BASEMENT PLAN  
 1:100

PROJECT	0718-36 Beddoe Avenue, Clayton			SITE AREA	750m <sup>2</sup>			
DATE	FEB 2021			SITE COVERAGE	490m <sup>2</sup>	65%		
STAGE	Townplanning			PERMEABILITY	251m <sup>2</sup>	33%	LANDSCAPE AREA	178m <sup>2</sup>
REVISION	B							

LEVELS	NO. OF FLOORS	STUDENT ROOMS PER FLOOR	GFA(m <sup>2</sup> )					NSA(m <sup>2</sup> )		RESIDENTIAL EFFICIENCY	OUTDOOR COMMON AREA GFA	BICYCLES	CAR SPACES	SELF-CONTAINED STUDENT UNIT	1 BEDROOM	
			RESIDENTIAL GFA	RETAIL GFA	BOH GFA	PRIVATE OPEN SPACE	TERRACE	CAR PARK GFA	TOTAL GFA							RESIDENTIAL NSA
BASEMENT	BASEMENT	1	-	-	34	-	-	485	519	-	-	28	10	-	-	
BUILDING	TOWER	10	267	46	135	75	-	448	267	342	59.60%	100	-	-	10	
		13	387	-	53	-	29	469	387	416	82.49%	-	-	-	9	
		9	244	-	56	-	20	320	244	264	76.17%	-	-	-	10	
		6	173	-	57	-	-	230	173	173	75.07%	-	-	-	7	
TOTALS		38	1071	46	336	75	49	485	1986	1071	1195	100	28	10	36	6



Check and verify all dimensions before commencement of work and/or shop drawings. This design and drawing is the property of Reve Design Pty Ltd (Reve) and may not be copied in whole or part without their written consent. Consent shall be the Relevant Building Surveyor (RBS) (as, at their discretion, make minor necessary changes, in order to facilitate the issuing of the Building Permit. Any proposed additions and/or amendments are to be reported to Reve for verification prior to the RBS carrying out such changes. Plotted dimensions take precedence over scale. Do not scale.

**Reve Design**  
 瑞德建築設計事務所  
 Building Design Consulting & Architectural Visualization  
 Reve Design Pty Ltd Suite 3.04/24 St Kilda Road  
 Building Design Consultants Melbourne VIC 3004  
 & Architectural Visualization Phone: 0434365128  
 vincent\_yang@revedesign.com.au

Project Name  
**Student Accommodation**  
 36 Beddoe Ave Clayton

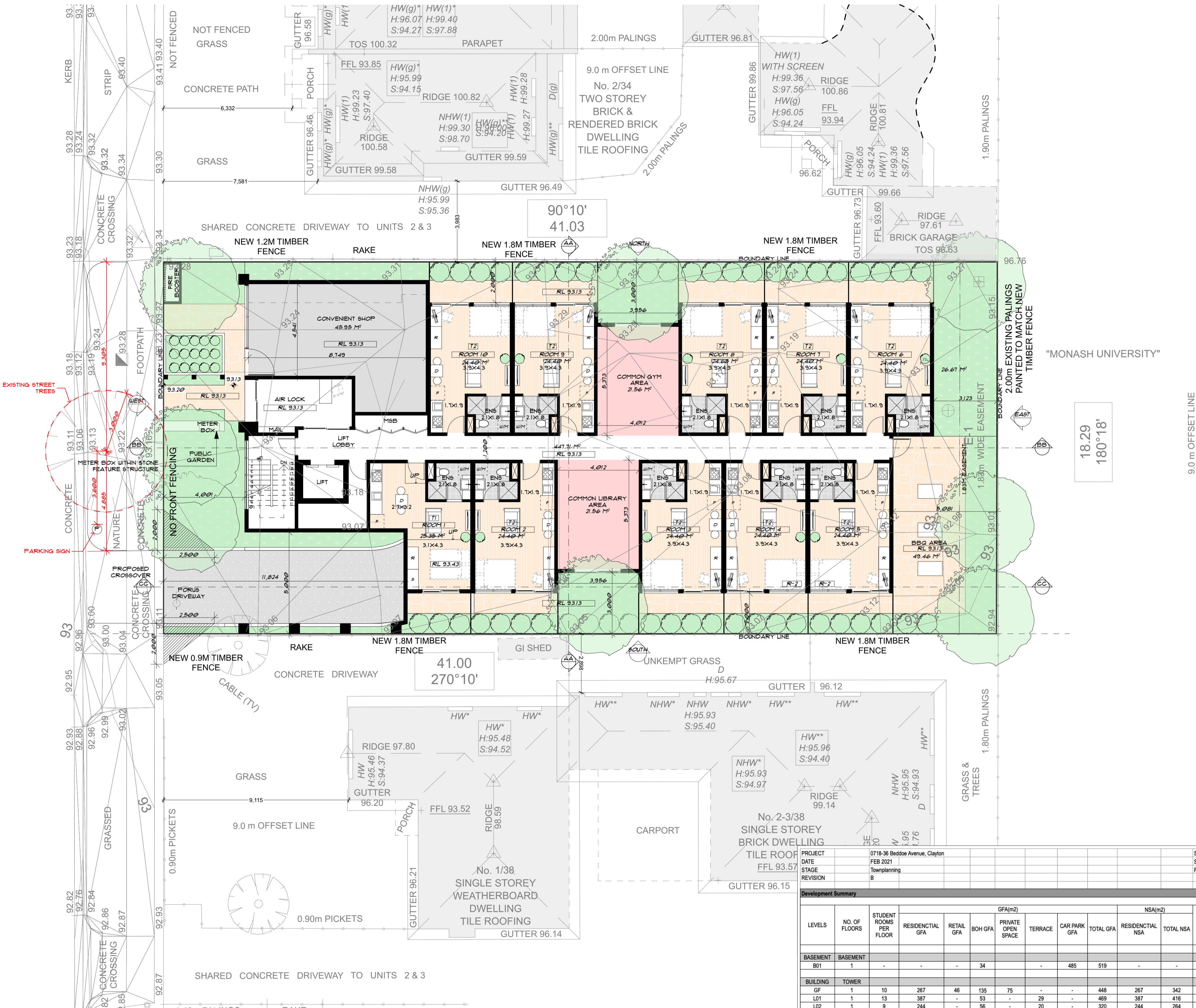
Drawing Title: <b>BASEMENT PLAN</b>	Project No: <b>0718</b>	Issue: <b>C</b>
Scale: as shown @ A1	Date: Apr 2021	Drawing No.: <b>A05</b>
Drawn By: VY	Checked By: VY	Plot Date: 22/4/21

**PRELIMINARY**

ADVERTISED COPY - CITY OF MONASH  
 This copied document is made available for the sole purpose of enabling its consideration and review as part of a planning process under the Planning and Environment Act. The document must not be used for any purpose which may breach copyright.

BEDDOE AVENUE

PROPOSED GROUND FLOOR PLAN  
 1:100




PROJECT	0718-36 Beddoe Avenue, Clayton			SITE AREA	750m <sup>2</sup>			
DATE	FEB 2021			SITE COVERAGE	490m <sup>2</sup>	65%		
STAGE	Townplanning			PERMEABILITY	251m <sup>2</sup>	33%	LANDSCAPE AREA	178m <sup>2</sup>
REVISION	B							

LEVELS	NO. OF FLOORS	STUDENT ROOMS PER FLOOR	GFA(m <sup>2</sup> )					NSA(m <sup>2</sup> )		RESIDENTIAL EFFICIENCY	OUTDOOR COMMON AREA GFA	BICYCLES	CAR SPACES	SELF-CONTAINED STUDENT UNIT	1 BEDROOM
			RESIDENTIAL GFA	RETAIL GFA	BOH GFA	PRIVATE OPEN SPACE	TERRACE	CAR PARK GFA	TOTAL GFA						
BASEMENT	1	-	-	-	34	-	-	485	519	-	-	28	10	-	-
BUILDING	TOWER	10	267	46	135	75	-	448	267	342	59.60%	100	-	-	10
	LO1	1	13	387	-	53	-	29	-	387	82.49%	-	-	-	9
	LO2	1	9	244	-	56	-	20	-	244	78.17%	-	-	-	10
	LO3	1	6	173	-	57	-	-	230	173	75.07%	-	-	-	7
TOTALS		38	1071	46	336	75	49	485	1986	1071	1195	100	28	10	36

**PRELIMINARY**



Check and verify all dimensions before commencement of work and/or shop drawings. This design and drawing is the property of Reve Design Pty Ltd (Reve) and may not be copied in whole or part without their written consent. Consent shall be the Relevant Building Surveyor (RBS) can, at their discretion, make minor necessary changes, in order to facilitate the issuing of the Building Permit. Any proposed additions and/or amendments are to be reported to Reve for verification prior to the RBS carrying out such changes. Figure dimensions take precedence over scale. Do not scale.

**Reve Design**  
 瑞德建築設計事務所  
 Building Design Consulting & Architectural Visualization  
 Reve Design Pty Ltd Suite 3.04/24 St Kilda Road  
 Building Design Consultants Melbourne VIC 3004  
 & Architectural Visualization Phone: 0434365128  
 vincent\_yang@revedesign.com.au

Project Name  
**Student Accommodation**  
 36 Beddoe Ave Clayton

Drawing Title:  
**PROPOSED GROUND FLOOR PLAN**

Project No:  
**0718**

Issue:  
**C**

Scale: as shown @ A1 Date: Apr 2021

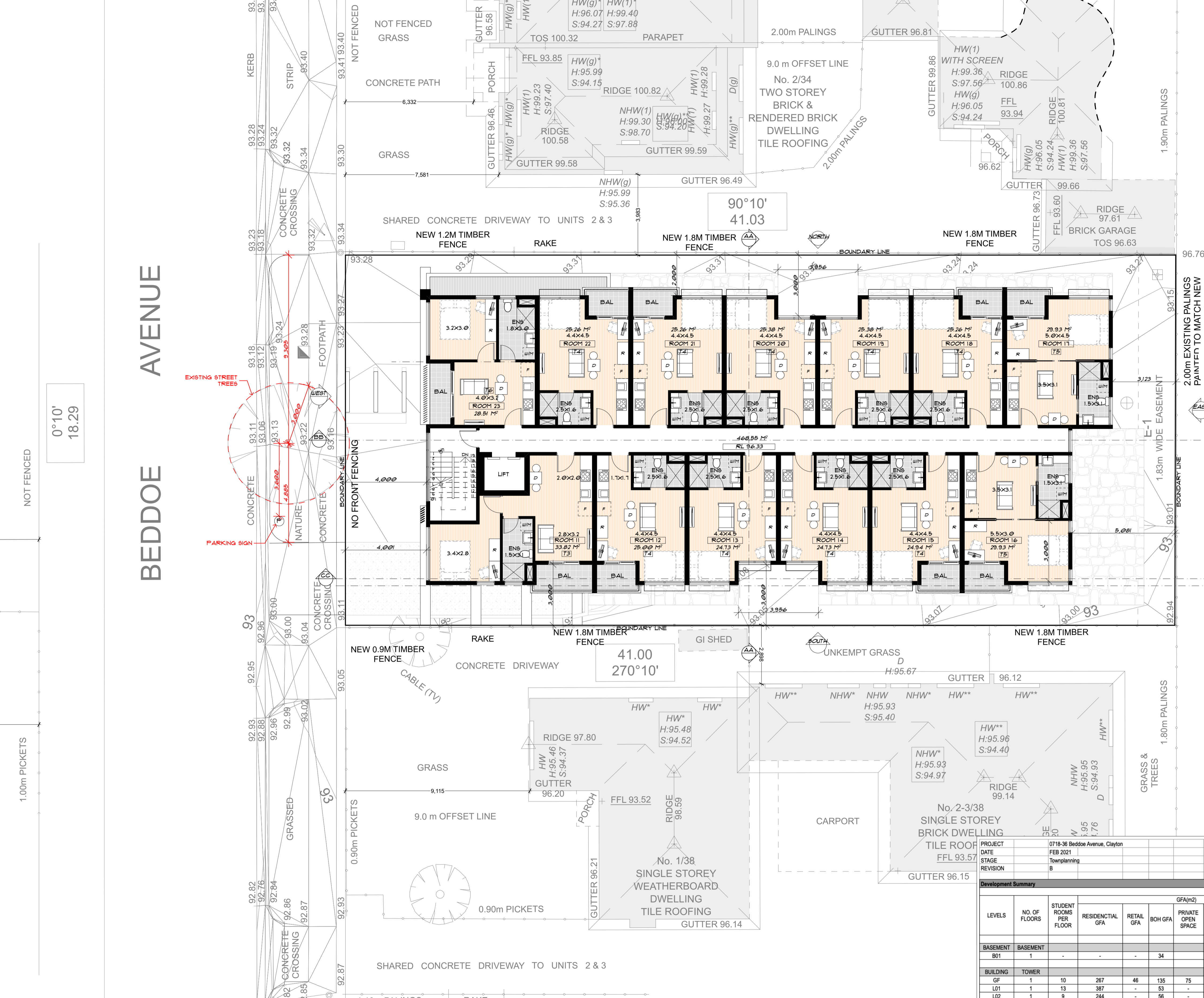
Drawn By: VY Checked By: VY

Drawing No.:  
**A06**

Plot Date: 22/4/21

ADVERTISED COPY - CITY OF MONASH  
 This copied document is made available for the sole purpose of enabling its consideration and review as part of a planning process under the Planning and Environment Act. The document must not be used for any purpose which may breach copyright.

BEDDOE AVENUE

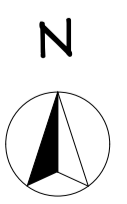


PROPOSED FIRST FLOOR PLAN  
 1:100

PROJECT	0718-36 Beddoe Avenue, Clayton			SITE AREA	750m <sup>2</sup>		
DATE	FEB 2021			SITE COVERAGE	490m <sup>2</sup>	65%	
STAGE	Townplanning			PERMEABILITY	251m <sup>2</sup>	33%	LANDSCAPE AREA 178m <sup>2</sup>
REVISION	B						

LEVELS	NO. OF FLOORS	STUDENT ROOMS PER FLOOR	GFA(m <sup>2</sup> )					NSA(m <sup>2</sup> )		RESIDENTIAL EFFICIENCY	OUTDOOR COMMON AREA GFA	BICYCLES	CAR SPACES	SELF-CONTAINED STUDENT UNIT	1 BEDROOM	
			RESIDENTIAL GFA	RETAIL GFA	BOH GFA	PRIVATE OPEN SPACE	TERRACE	CAR PARK GFA	TOTAL GFA							RESIDENTIAL NSA
BASEMENT	1	-	-	-	34	-	-	485	519	-	-	-	28	10	-	-
BUILDING	TOWER	10	267	46	135	75	-	-	448	267	342	59.60%	100	-	-	10
		13	387	-	53	-	29	-	469	387	416	82.49%	-	-	-	9
		9	244	-	56	-	20	-	320	244	264	76.17%	-	-	-	10
		6	173	-	57	-	-	-	230	173	173	75.07%	-	-	-	7
TOTALS		38	1071	46	336	75	49	485	1986	1071	1195		100	28	10	36



Check and verify all dimensions before commencement of work and/or shop drawings. This design and drawing is the property of Reve Design Pty Ltd (Reve) and may not be copied in whole or part without their written consent. Consent shall be the Relevant Building Surveyor (RBS) as, at their discretion, make minor necessary changes, in order to facilitate the issuing of the Building Permit. Any proposed additions and/or amendments are to be reported to Reve for verification prior to the RBS carrying out such changes. Figure dimensions take precedence over text. Do not scale.

**Reve Design**  
 瑞德建築設計事務所  
 Building Design Consulting & Architectural Visualization  
 Reve Design Pty Ltd Suite3.04/24 St Kilda Road  
 Building Design Consultants Melbourne VIC 3004  
 & Architectural Visualization Phone : 0434365128  
 vincent\_yang@revedesign.com.au

Project Name  
**Student Accommodation**  
 36 Beddoe Ave Clayton

Drawing Title:  
**PROPOSED FIRST FLOOR PLAN**

Project No:  
**0718**

Issue:  
**C**

Scale: as shown @ A1 Date: Apr 2021

Drawn By: VY Checked By: VY

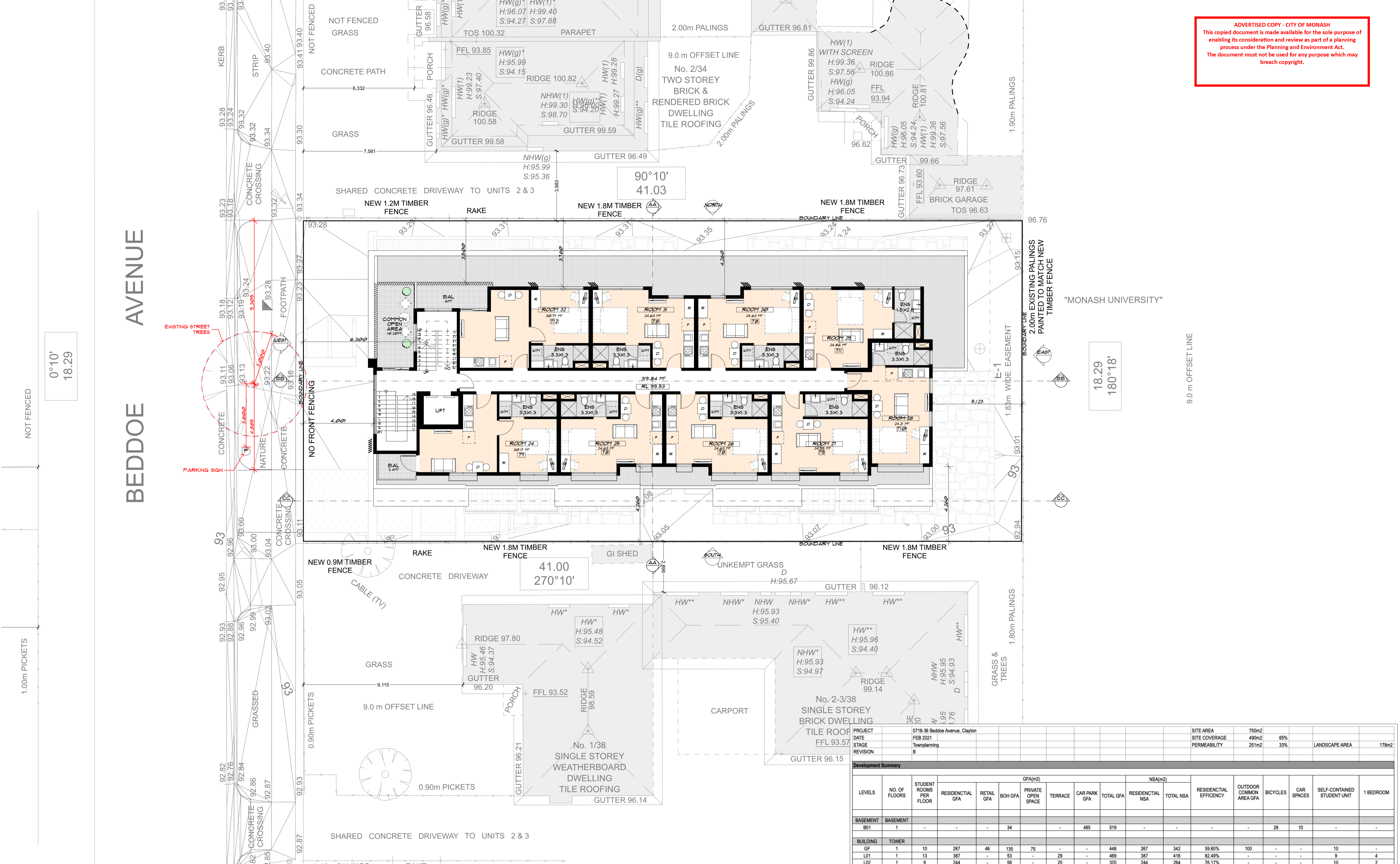
Drawing No.:  
**A07**

Plot Date: 22/4/21

**PRELIMINARY**

ADVERTISED COPY - CITY OF MONASH  
 This copied document is made available for the sole purpose of enabling its consideration and review as part of a planning process under the Planning and Environment Act. The document must not be used for any purpose which may breach copyright.

BEDDOE AVENUE



0°10'  
18.29

18.29  
180°18'

41.00  
270°10'

90°10'  
41.03


1.00m PICKETS

PROPOSED SECOND FLOOR PLAN  
1:100

PROJECT	0718-36 Beddoe Avenue, Clayton			SITE AREA	750m <sup>2</sup>		
DATE	FEB 2021			SITE COVERAGE	490m <sup>2</sup>	65%	
STAGE	Townplanning			PERMEABILITY	251m <sup>2</sup>	33%	LANDSCAPE AREA 178m <sup>2</sup>
REVISION	B						

LEVELS	NO. OF FLOORS	STUDENT ROOMS PER FLOOR	GFA(m <sup>2</sup> )					NSA(m <sup>2</sup> )		RESIDENTIAL EFFICIENCY	OUTDOOR COMMON AREA GFA	BICYCLES	CAR SPACES	SELF-CONTAINED STUDENT UNIT	1 BEDROOM	
			RESIDENTIAL GFA	RETAIL GFA	BOH GFA	PRIVATE OPEN SPACE	TERRACE	CAR PARK GFA	TOTAL GFA							RESIDENTIAL NSA
BASEMENT	1	-	-	-	34	-	-	485	519	-	-	-	28	10	-	-
BUILDING	TOWER															
GF	1	10	267	46	135	75	-	-	448	267	342	59.60%	100	-	-	10
L01	1	13	387	-	53	-	29	-	469	387	416	82.49%	-	-	-	9
L02	1	9	244	-	56	-	20	-	320	244	264	76.17%	-	-	-	10
L03	1	6	173	-	57	-	-	-	230	173	173	75.07%	-	-	-	7
TOTALS		38	1071	46	336	75	49	485	1986	1071	1195		100	28	10	36



Check and verify all dimensions before commencement of work and/or shop drawings. This design and drawing is the property of Reve Design Pty Ltd (Reve) and may not be copied in whole or part without their written consent. Consent must be obtained from the relevant Building Surveyor (RBS) prior to their issuance. In order to facilitate the issuing of the Building Permit, any proposed additions and/or amendments are to be reported to Reve for verification prior to the RBS carrying out such changes. Plotted dimensions take precedence over scale. Do not scale.

**Reve Design**  
 瑞德建築設計事務所  
 Building Design Consulting & Architectural Visualization  
 Reve Design Pty Ltd Suite 3.04/24 St Kilda Road  
 Building Design Consultants Melbourne VIC 3004  
 & Architectural Visualization Phone: 0434365128  
 vincent\_yang@revedesign.com.au

Project Name  
**Student Accommodation**  
 36 Beddoe Ave Clayton

Drawing Title:  
**PROPOSED SECOND FLOOR PLAN**

Project No:  
**0718**

Issue:  
**C**

Scale: as shown @ A1 Date: Apr 2021

Drawn By: VY Checked By: VY

Drawing No.:  
**A08**

Plot Date: 22/4/21

**PRELIMINARY**



ADVERTISED COPY - CITY OF MONASH  
 This copied document is made available for the sole purpose of enabling its consideration and review as part of a planning process under the Planning and Environment Act. The document must not be used for any purpose which may breach copyright.

BEDDOE AVENUE




PROPOSED THIRD FLOOR PLAN  
 1:100

PROJECT	0718-36 Beddoe Avenue, Clayton			SITE AREA	750m <sup>2</sup>			
DATE	FEB 2021			SITE COVERAGE	490m <sup>2</sup>	65%		
STAGE	Townplanning			PERMEABILITY	251m <sup>2</sup>	33%	LANDSCAPE AREA	178m <sup>2</sup>
REVISION	B							

LEVELS	NO. OF FLOORS	STUDENT ROOMS PER FLOOR	GFA(m <sup>2</sup> )					NSA(m <sup>2</sup> )		RESIDENTIAL EFFICIENCY	OUTDOOR COMMON AREA GFA	BICYCLES	CAR SPACES	SELF-CONTAINED STUDENT UNIT	1 BEDROOM	
			RESIDENTIAL GFA	RETAIL GFA	BOH GFA	PRIVATE OPEN SPACE	TERRACE	CAR PARK GFA	TOTAL GFA							RESIDENTIAL NSA
BASEMENT	BASEMENT	1	-	-	34	-	-	485	519	-	-	-	28	10	-	-
BUILDING	TOWER	10	267	46	135	75	-	-	448	267	342	59.60%	100	-	-	10
		13	387	-	53	-	29	-	469	387	416	82.49%	-	-	-	9
		9	244	-	56	-	20	-	320	244	264	76.17%	-	-	-	10
		6	173	-	57	-	-	-	230	173	173	75.07%	-	-	-	7
TOTALS		38	1071	46	336	75	49	485	1986	1071	1195		100	28	10	36



Check and verify all dimensions before commencement of work and/or shop drawings. This design and drawing is the property of Reve Design Pty Ltd (Reve) and may not be copied in whole or part without their written consent. Consent from the Relevant Building Surveyor (RBS) can, at their discretion, make minor necessary changes, in order to facilitate the issuing of the Building Permit. Any proposed additions and/or amendments are to be reported to Reve for verification prior to the RBS carrying out such changes. Plotted dimensions take precedence over scale. Do not scale.

**Reve Design**  
 瑞德建築設計事務所  
 Building Design Consulting & Architectural Visualization  
 Reve Design Pty Ltd Suite 3.04/24 St Kilda Road  
 Building Design Consultants Melbourne VIC 3004  
 & Architectural Visualization Phone: 0434365128  
 vincent\_yang@revedesign.com.au

Project Name  
**Student Accommodation**  
 36 Beddoe Ave Clayton

Drawing Title:  
**PROPOSED THIRD FLOOR PLAN**

Project No:  
**0718**

Issue:  
**C**

Scale: as shown @ A1 Date: Apr 2021

Drawn By: VY Checked By: VY

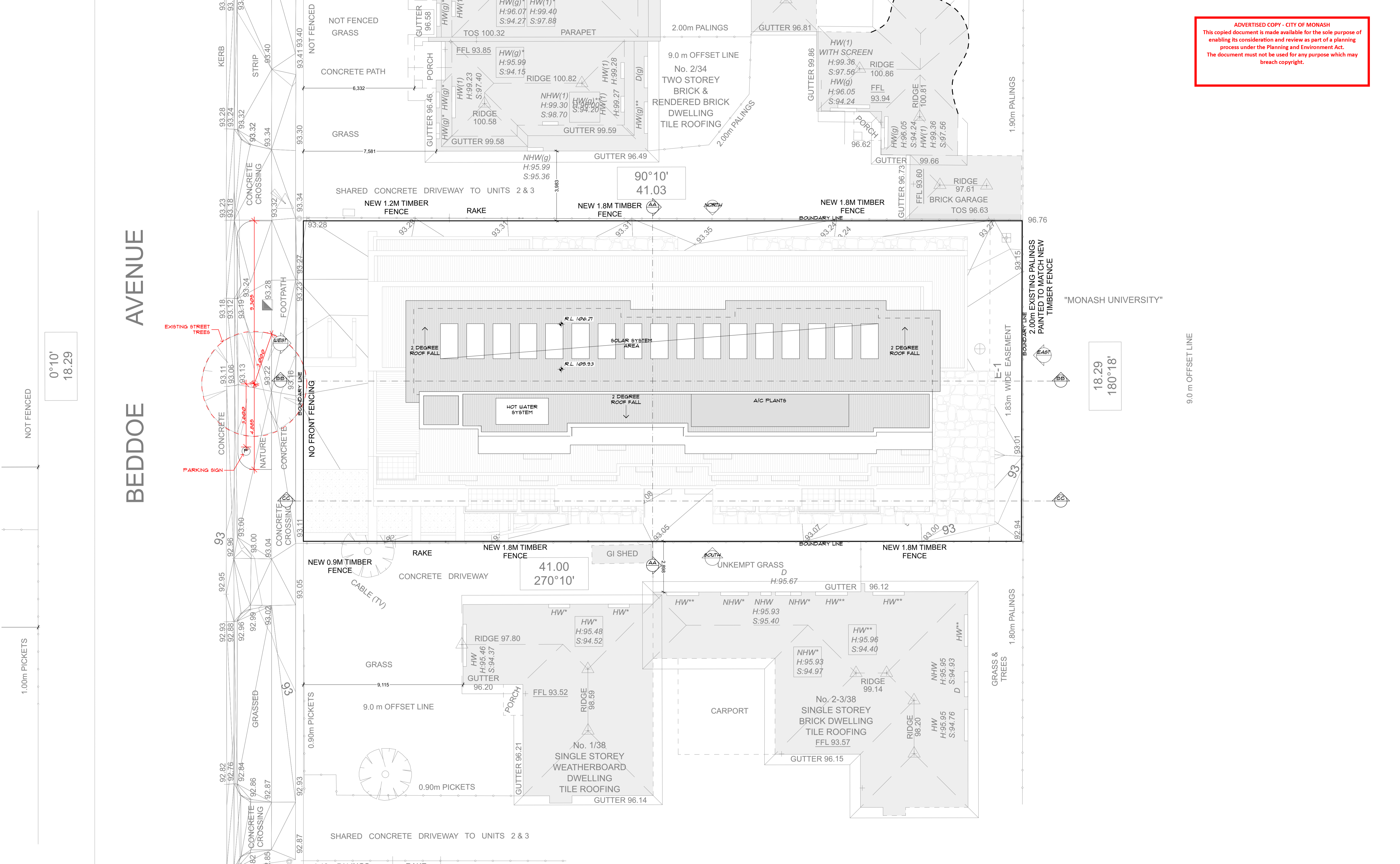
Drawing No.:  
**A09**

Plot Date: 22/4/21

**PRELIMINARY**

ADVERTISED COPY - CITY OF MONASH  
 This copied document is made available for the sole purpose of enabling its consideration and review as part of a planning process under the Planning and Environment Act. The document must not be used for any purpose which may breach copyright.

BEDDOE AVENUE



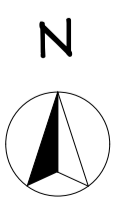
0°10'  
18.29

18.29  
180°18'

NOT FENCED

1.00m PICKETS

PROPOSED ROOF PLAN  
1:100



Check and verify all dimensions before commencement of work and/or shop drawings. This design and drawing is the property of Reve Design Pty Ltd (Reve) and may not be copied in whole or part without their written consent. Except that the Relevant Building Surveyor (RBS) can, at their discretion, make minor necessary changes, in order to facilitate the issuing of the Building Permit. Any proposed additions and/or amendments are to be reported to Reve for verification prior to the RBS carrying out such changes. Plotted dimensions take precedence over scale. Do not scale.

**Reve Design**  
 瑞德建築設計事務所  
 Building Design Consulting & Architectural Visualization  
 Reve Design Pty Ltd Suite 3.04/24 St Kilda Road  
 Building Design Consultants Melbourne VIC 3004  
 & Architectural Visualization Phone: 0434365128  
 vincent\_yang@revedesign.com.au

Project Name  
**Student Accommodation**  
 36 Beddoe Ave Clayton

Drawing Title: <b>PROPOSED ROOF PLAN</b>	Project No: <b>0718</b>	Issue: <b>C</b>
Scale: as shown @ A1	Date: Apr 2021	Drawing No.: <b>A10</b>
Drawn By: VY	Checked By: VY	Plot Date: 22/4/21

**PRELIMINARY**



**SOUTH ELEVATION**  
1:100



**NORTH ELEVATION**  
1:100

- GL01 GLASS - CLEAR
- GL02 GLASS - OBSCURE
- REN01 RENDER - WHITE
- REN02 RENDER - DARK GREY
- AL01 TIMBER LOOK CLADDING
- AL02 BALUSTRADE PRIVACY SCREENING
- AL03 WINDOW PRIVACY SCREENING
- AL04 SUN SHADING FINS ALUMINIUM
- MT01 COLORBOND METAL CLADDING
- TB01 TIMBER FENCING - PAINTED BLACK
- ST01 STONE - GREY

ADVISED COPY - CITY OF MONASH  
 This copied document is made available for the sole purpose of enabling its consideration and review as part of a planning process under the Planning and Environment Act.  
 The document must not be used for any purpose which may breach copyright.



**PRELIMINARY**

<p style="font-size: 8px;">Check and verify all dimensions before commencement of work and/or shop drawings. This design and drawing is the property of Reve Design Pty Ltd (Reve) and may not be copied in whole or part without their written consent. Except that the Relevant Building Surveyor (RBS) can, at their discretion, make minor necessary changes, in order to facilitate the issuing of the Building Permit. Any proposed additions and/or amendments are to be reported to Reve for authorisation prior to the RBS carrying out such changes. Figured dimensions take precedence over scale. Do not scale.</p>	 <b>Reve Design</b> 瑞德建築設計事務所 Building Design Consulting & Architectural Visualization Reve Design Pty Ltd Suite 3.04/24 St Kilda Road Building Design Consultants Melbourne VIC 3004 & Architectural Visualization Phone: 0434365128 vincent_yang@revedesign.com.au	Project Name <b>Student Accommodation</b> 36 Beddoe Ave Clayton	Drawing Title: <b>ELEVATIONS (1)</b>	Project No: <b>0718</b>	Issue: <b>C</b>	
		Drawing No.: <b>A11</b>		Scale: as shown @ A1 Date: Apr 2021	Drawn By: VY Checked By: VY	Plot Date: 22/4/21




WEST ELEVATION  
1:100



EAST ELEVATION  
1:100

GL01	GLASS - CLEAR
GL02	GLASS - OBSCURE
REN01	RENDER - WHITE
REN02	RENDER - DARK GREY
AL01	TIMBER LOOK CLADDING
AL02	BALUSTRADE PRIVACY SCREENING
AL03	WINDOW PRIVACY SCREENING
AL04	SUN SHADING FINS ALUMINIUM
MT01	COLORBOND METAL CLADDING
TB01	TIMBER FENCING - PAINTED BLACK
ST01	STONE - GREY

ADVERTISED COPY - CITY OF MONASH  
This copied document is made available for the sole purpose of enabling its consideration and review as part of a planning process under the Planning and Environment Act.  
The document must not be used for any purpose which may breach copyright.



Check and verify all dimensions before commencement of work and/or shop drawings. This design and drawing is the property of Reve Design Pty Ltd (Reve) and may not be copied in whole or part without their written consent. Except that the Relevant Building Surveyor (RBS) can, at their discretion, make minor necessary changes, in order to facilitate the issuing of the Building Permit. Any proposed additions and/or amendments are to be reported to Reve for authorisation prior to the RBS carrying out such changes. Figures/dimensions take precedence over scale. Do not scale.

**Reve Design**  
建築建築設計事務所  
Building Design Consulting & Architectural Visualization  
Reve Design Pty Ltd Suite 3.04/24 St Kilda Road  
Building Design Consultants Melbourne VIC 3004  
& Architectural Visualization Phone: 0434365128  
vincent\_yang@revedesign.com.au

Project Name  
**Student Accommodation**  
36 Beddoe Ave Clayton

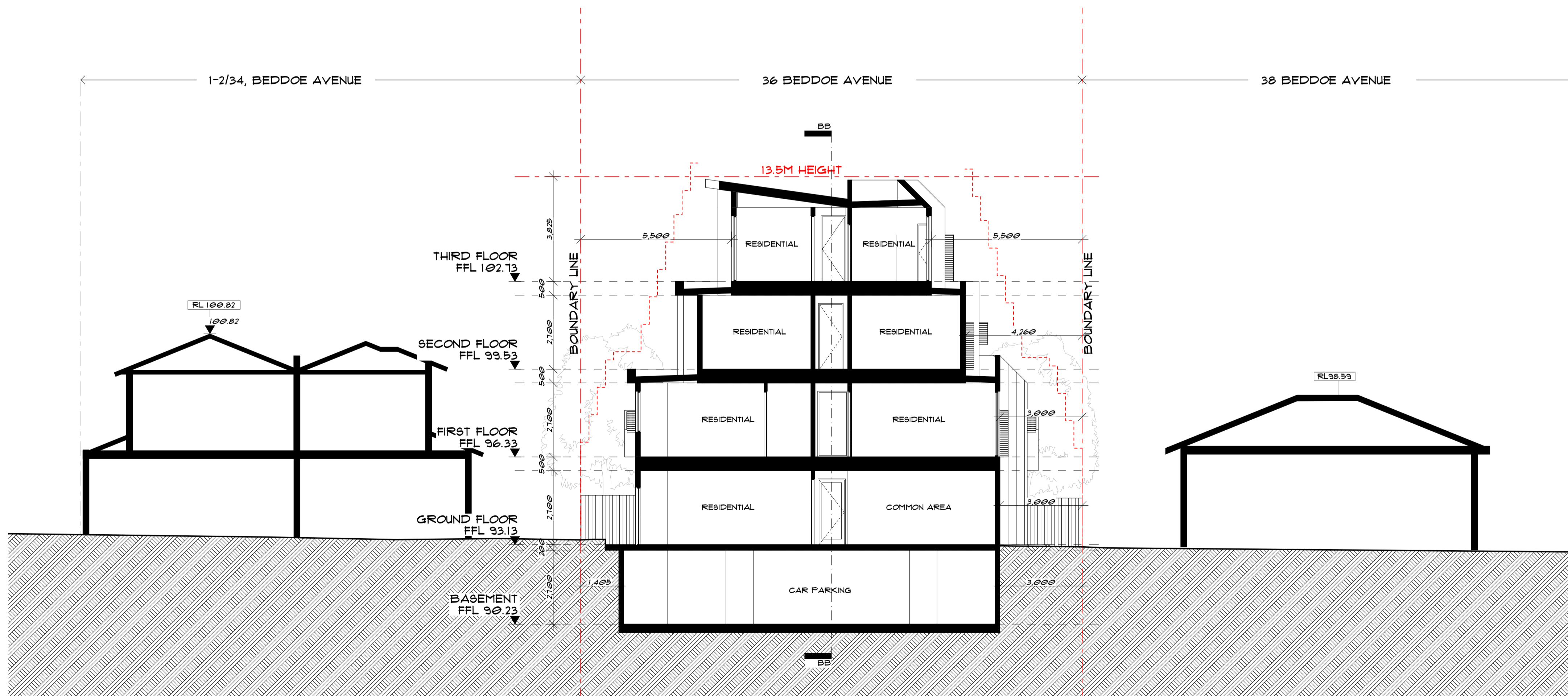
**PRELIMINARY**

Drawing Title: <b>ELEVATIONS (2)</b>	Project No: <b>0718</b>	Issue: <b>C</b>
Scale: as shown @ A1	Date: Apr 2021	Drawing No.: <b>A12</b>
Drawn By: VY	Checked By: VY	Plot Date: 22/4/21

ADVERTISED COPY - CITY OF MONASH  
 This copied document is made available for the sole purpose of enabling its consideration and review as part of a planning process under the Planning and Environment Act. The document must not be used for any purpose which may breach copyright.



GENERAL ARRANGEMENT ELEVATION - STREET INTERFACE  
 1:100



SECTION AA  
 1:100

PRELIMINARY

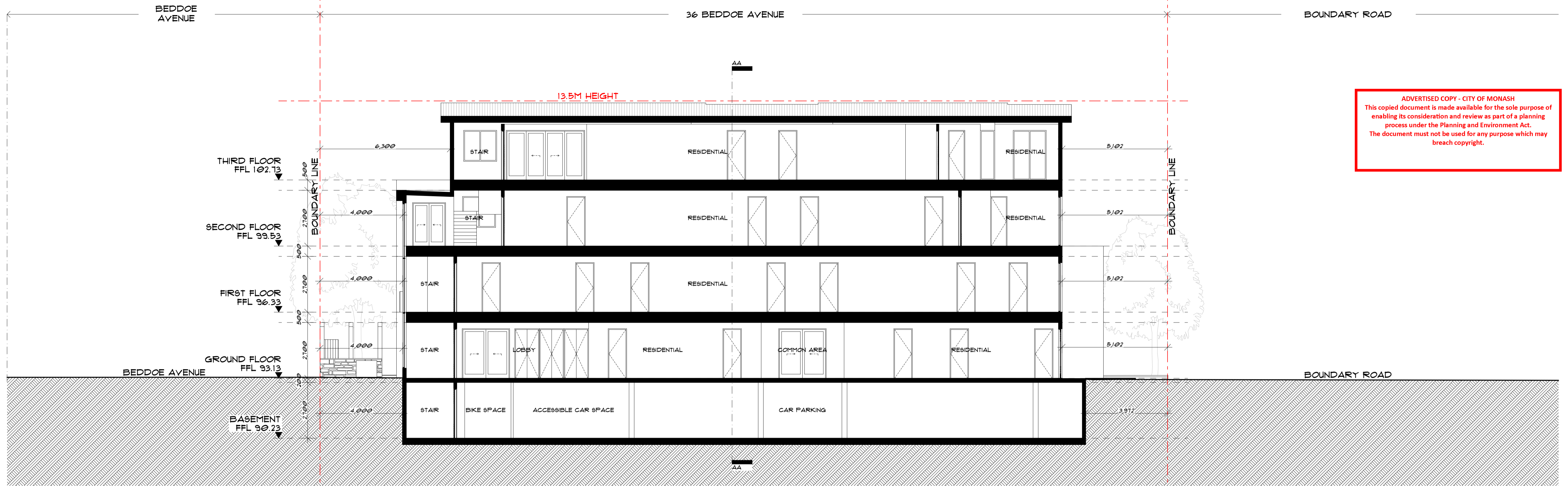
Check and verify all dimensions before commencement of work and/or shop drawings. This design and drawing is the property of Reve Design Pty Ltd (Reve) and may not be copied in whole or part without their written consent. Consent from the Relevant Building Surveyor (RBS) can, at their discretion, make minor necessary changes, in order to facilitate the issuing of the Building Permit. Any proposed additions and/or amendments are to be reported to Reve for authorisation prior to the RBS carrying out such changes. Figure dimensions take precedence over scale. Do not scale.

**Reve Design**  
 瑞德建築設計事務所  
 Building Design Consulting & Architectural Visualization  
 Reve Design Pty Ltd Suite 3.04/424 St Kilda Road  
 Building Design Consultants Melbourne VIC 3004  
 & Architectural Visualization Phone: 0434365128  
 vincent\_yang@revedesign.com.au

Project Name  
**Student Accommodation**  
 36 Beddoe Ave Clayton

Drawing Title:  
**STREET VIEW & SECTIONS**  
 Scale: as shown @ A1 Date: Apr 2021  
 Drawn By: VY Checked By: VY Plot Date: 22/4/21

Project No:  
**0718**  
 Issue:  
**C**  
 Drawing No.:  
**A13**



ADVERTISED COPY - CITY OF MONASH  
 This copied document is made available for the sole purpose of enabling its consideration and review as part of a planning process under the Planning and Environment Act. The document must not be used for any purpose which may breach copyright.

SECTION BB  
1:100



SECTION CC  
1:100

PRELIMINARY

Check and verify all dimensions before commencement of work and/or shop drawings. This design and drawing is the property of Reve Design Pty Ltd (Reve) and may not be copied in whole or part without their written consent. Except that the Relevant Building Surveyor (RBS) can, at their discretion, make minor necessary changes, in order to facilitate the issuing of the Building Permit. Any proposed additions and/or amendments are to be reported to Reve for authorisation prior to the RBS carrying out such changes. Figure dimensions take precedence over scale. Do not scale.

**Reve Design**  
 瑞德建築設計事務所  
 Building Design Consulting & Architectural Visualization  
 Reve Design Pty Ltd Suite 3.04/424 St Kilda Road  
 Building Design Consultants Melbourne VIC 3004  
 & Architectural Visualization Phone: 0434365128  
 vincent\_yang@revedesign.com.au

Project Name  
**Student Accommodation**  
 36 Beddoe Ave Clayton

Drawing Title:  
**SECTIONS**

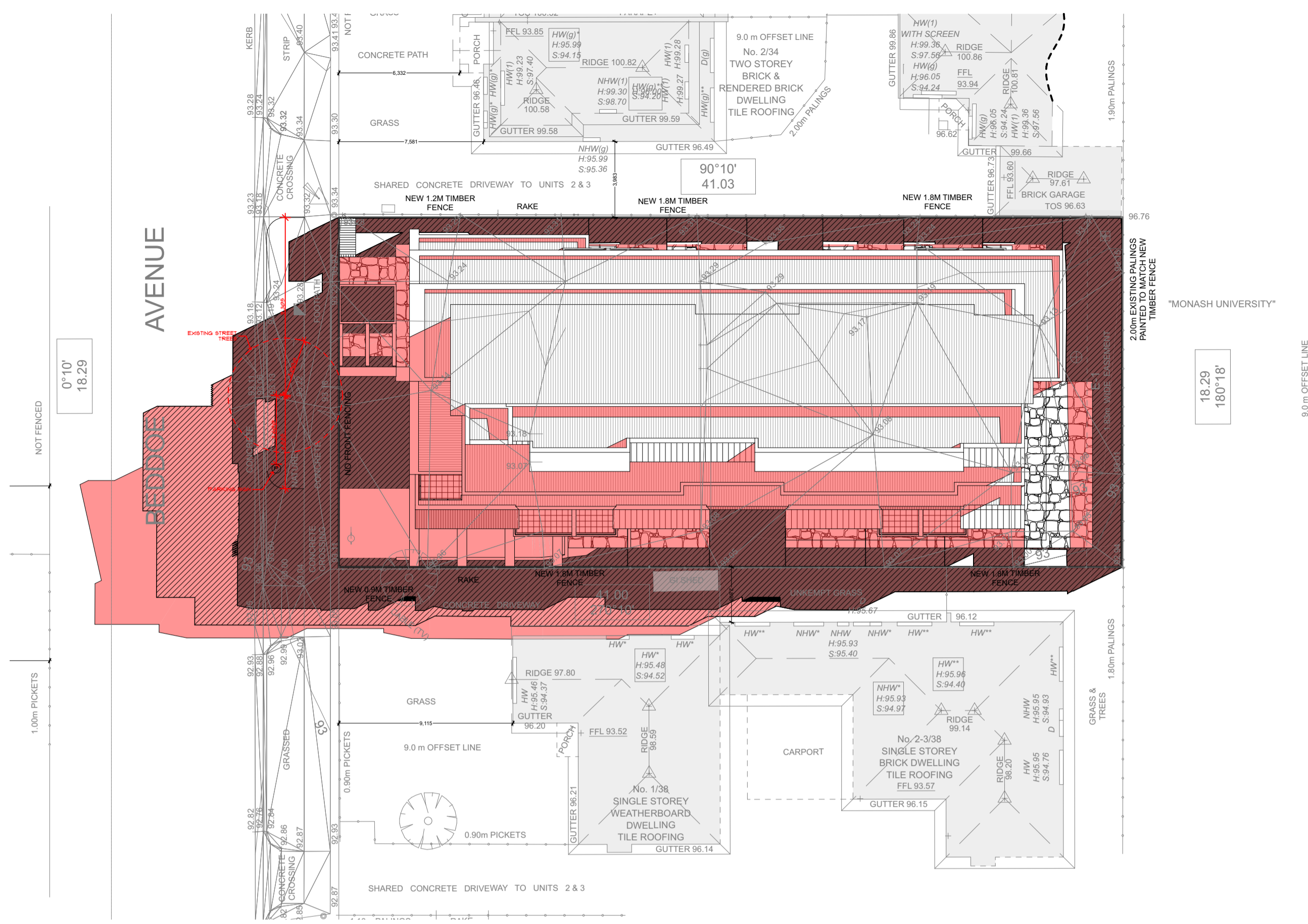
Project No:  
**0718**  
 Issue:  
**C**

Scale: as shown @ A1 Date: Apr 2021

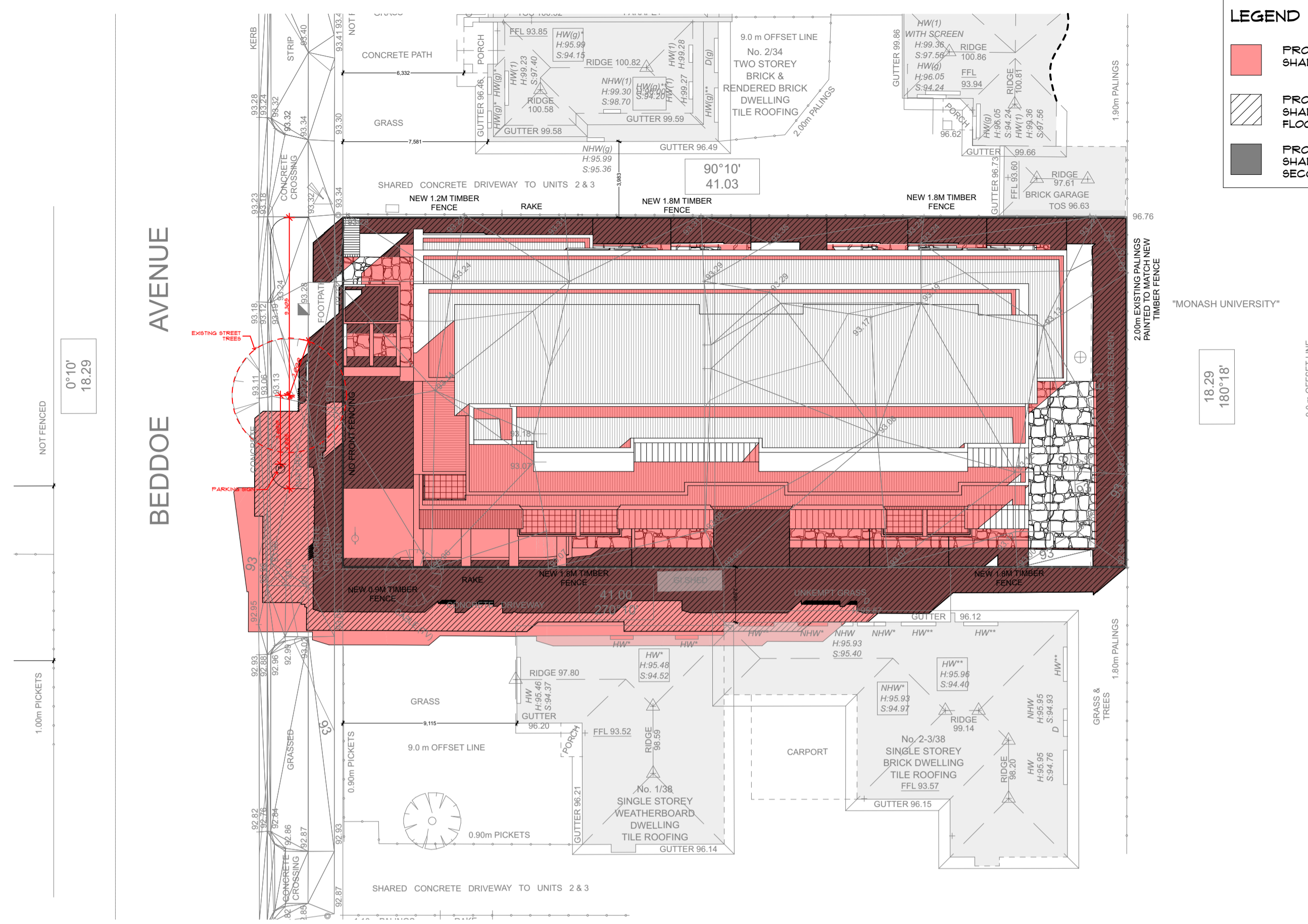
Drawing No.:  
**A14**

Drawn By: VY Checked By: VY Plot Date: 22/4/21

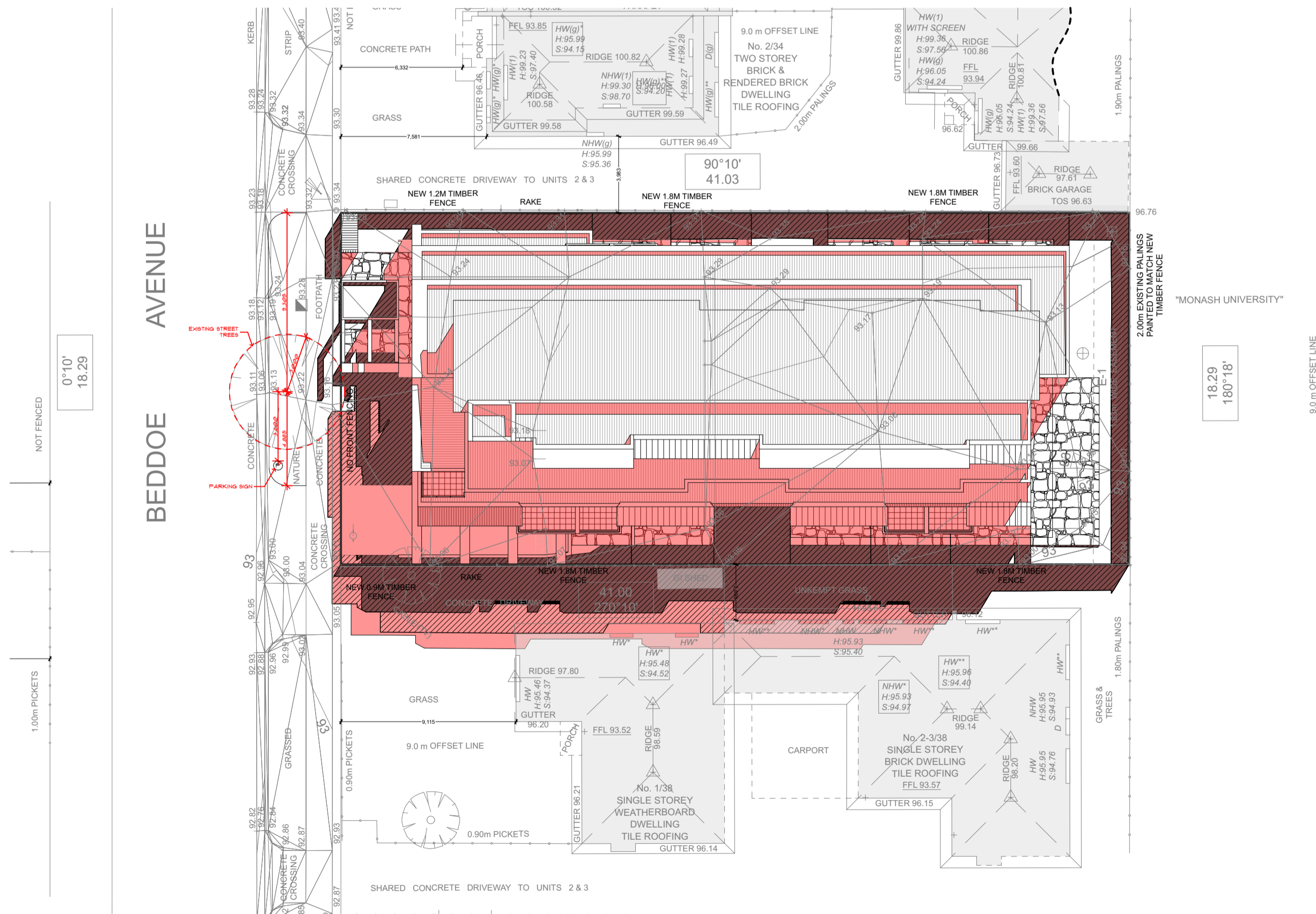
Plot Date: 22/4/21



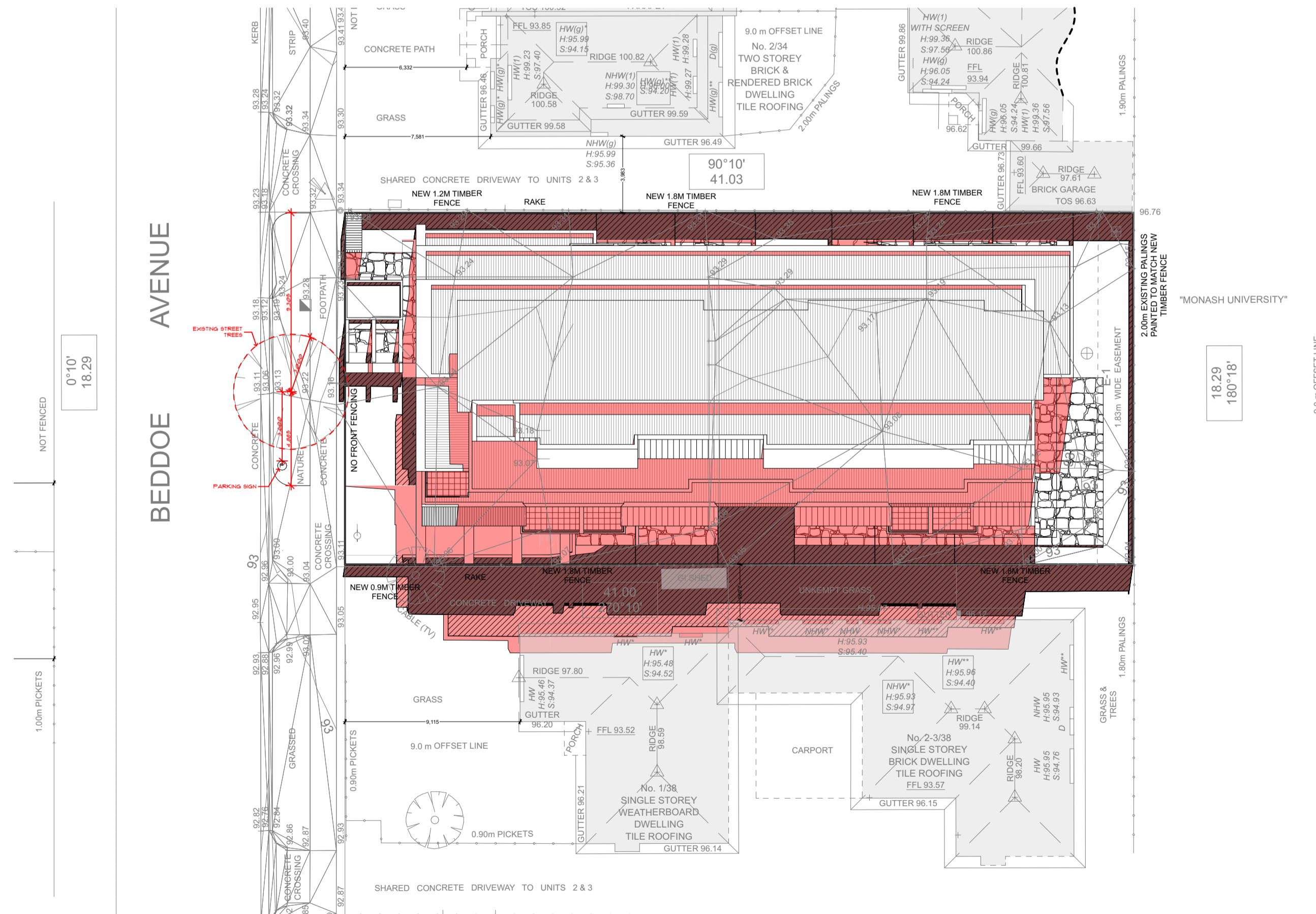
SEP 22 9AM SHADOW DIAGRAM  
1:200



SEP 22 10AM SHADOW DIAGRAM  
1:200



SEP 22 11AM SHADOW DIAGRAM  
1:200

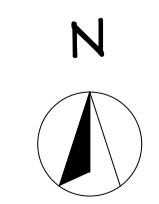


SEP 22 12PM SHADOW DIAGRAM  
1:200

**LEGEND**

- PROPOSED BUILDING SHADOW
- PROPOSED BUILDING SHADOW WITHOUT THIRD FLOOR
- PROPOSED BUILDING SHADOW WITHOUT SECOND & THIRD FLOOR

ADVERTISED COPY - CITY OF MONASH  
This copied document is made available for the sole purpose of enabling its consideration and review as part of a planning process under the Planning and Environment Act.  
The document must not be used for any purpose which may breach copyright.



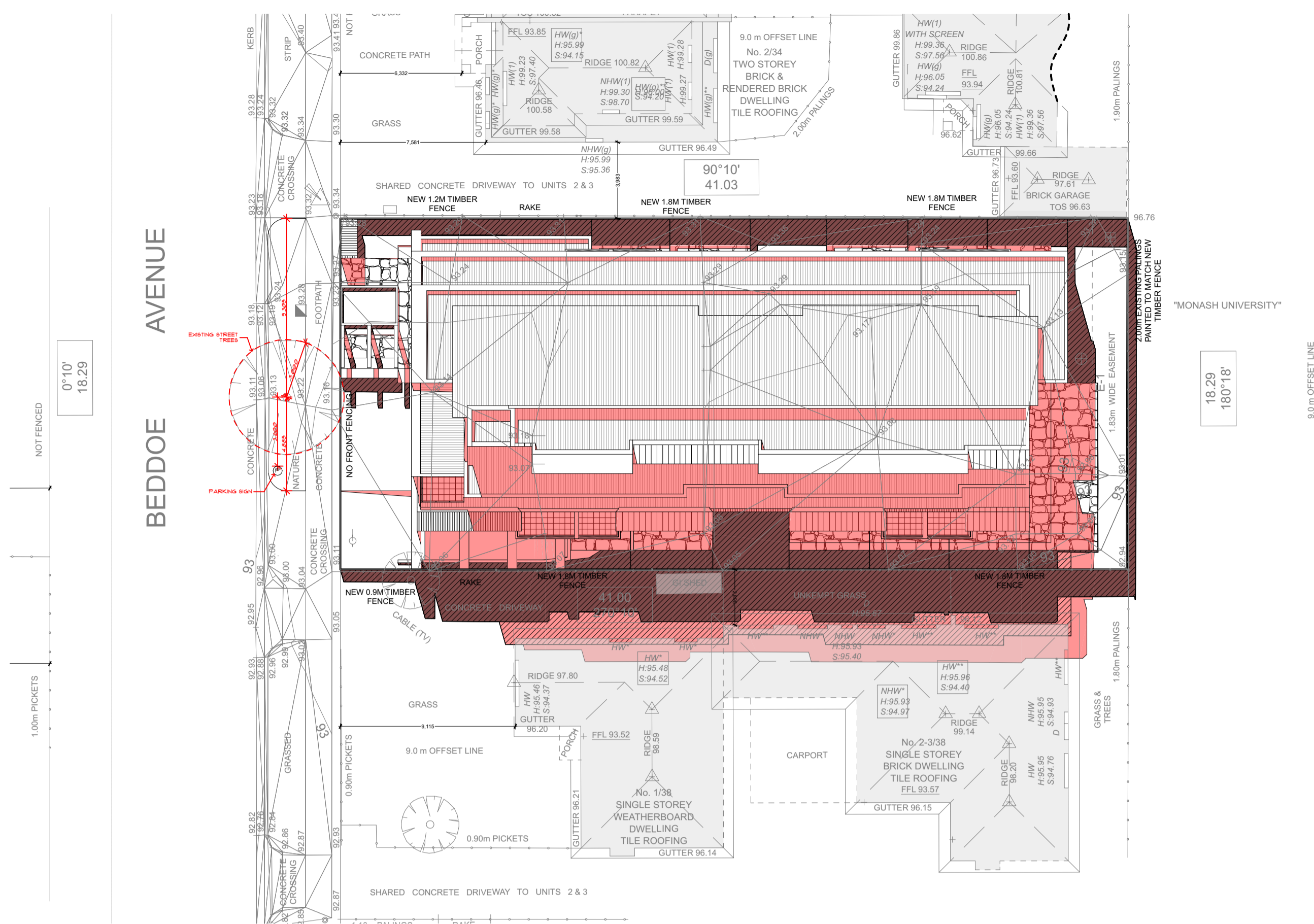
Check and verify all dimensions before commencement of work and/or shop drawings. This design and drawing is the property of Reve Design Pty Ltd (Reve) and may not be copied in whole or part without their written consent. caveat that the Relevant Building Surveyor (RBS) can, at their discretion, make minor necessary changes, in order to facilitate the issuing of the Building Permit. Any proposed additions and/or amendments are to be reported to Reve for authorisation prior to the RBS carrying out such changes. Plotted dimensions take precedence over scale. Do not scale.

**Reve Design**  
Reve Design Consulting & Architectural Visualization  
Building Design Consultants  
Melbourne VIC 3004  
Phone: 0434365128  
vincent\_yang@revedesign.com.au

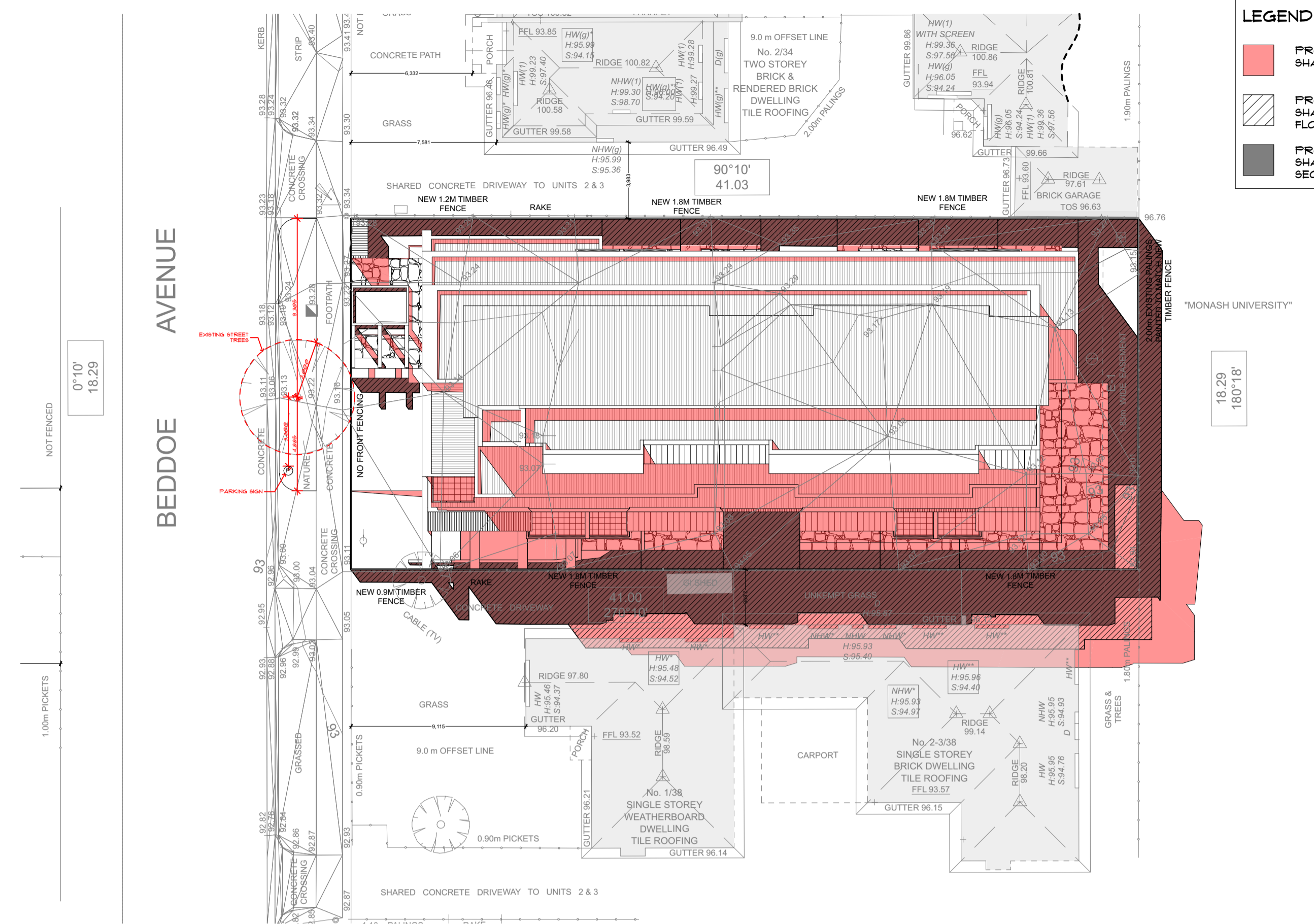
Project Name  
**Student Accommodation**  
36 Beddoe Ave Clayton

**PRELIMINARY**

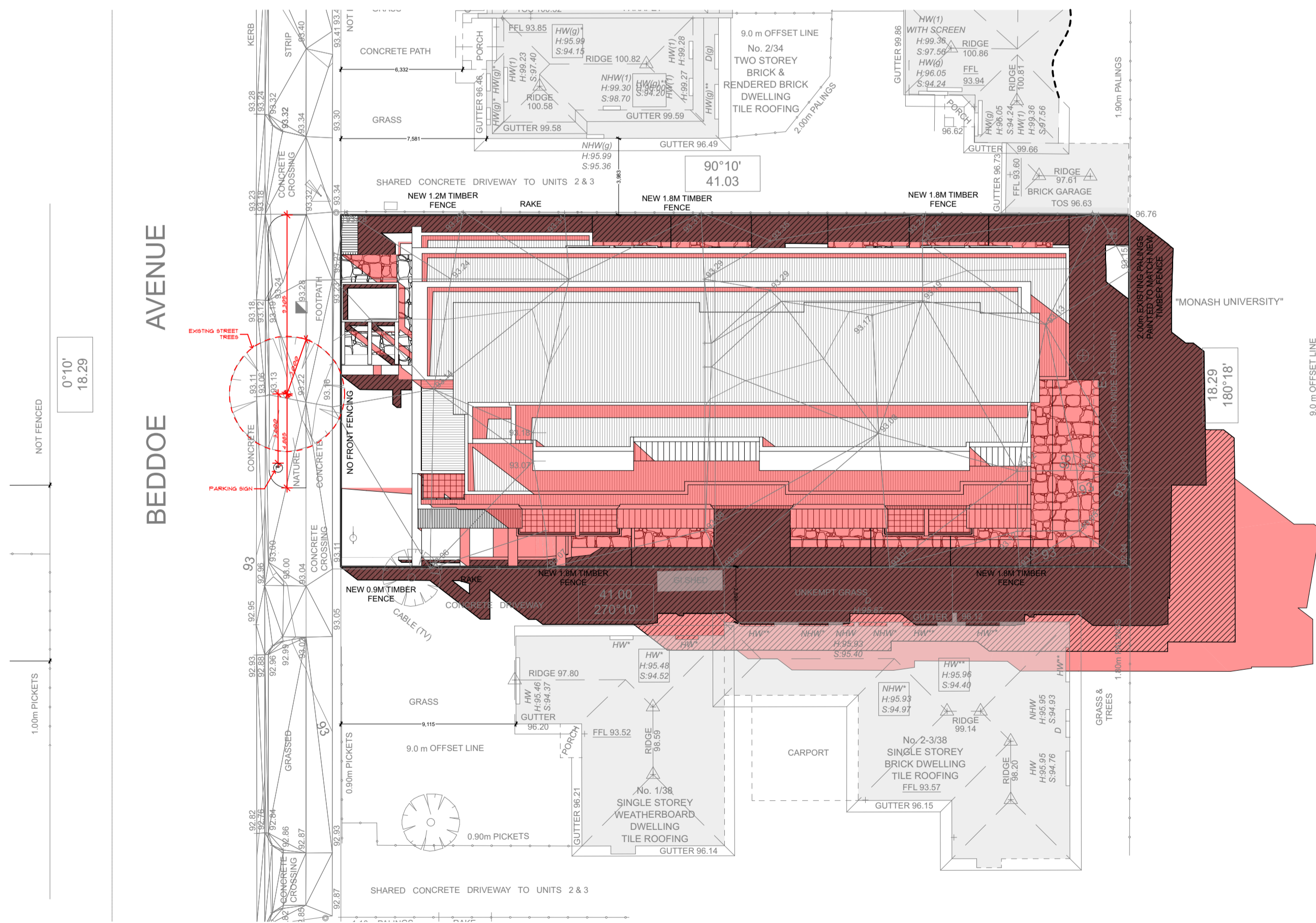
Drawing Title: <b>SHADOW DIAGRAMS (1)</b>	Project No: <b>0718</b>	Issue: <b>C</b>
Scale: as shown @ A1	Date: Apr 2021	Drawing No.: <b>A15</b>
Drawn By: VY	Checked By: VY	Plot Date: 22/4/21



SEP 22 1PM SHADOW DIAGRAM  
1:200



SEP 22 2PM SHADOW DIAGRAM  
1:200

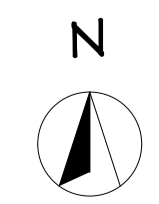


SEP 22 3PM SHADOW DIAGRAM  
1:200

**LEGEND**

- PROPOSED BUILDING SHADOW
- PROPOSED BUILDING SHADOW WITHOUT THIRD FLOOR
- PROPOSED BUILDING SHADOW WITHOUT SECOND & THIRD FLOOR

ADVERTISED COPY - CITY OF MONASH  
This copied document is made available for the sole purpose of enabling its consideration and review as part of a planning process under the Planning and Environment Act.  
The document must not be used for any purpose which may breach copyright.



Check and verify all dimensions before commencement of work and/or shop drawings. This design and drawing is the property of Reve Design Pty Ltd (Reve) and may not be copied in whole or part without their written consent. Except that the Relevant Building Surveyor (RBS) can, at their discretion, make minor necessary changes, in order to facilitate the issuing of the Building Permit. Any proposed additions and/or amendments are to be reported to Reve for authorisation prior to the RBS carrying out such changes. Plotted dimensions take precedence over scale. Do not scale.

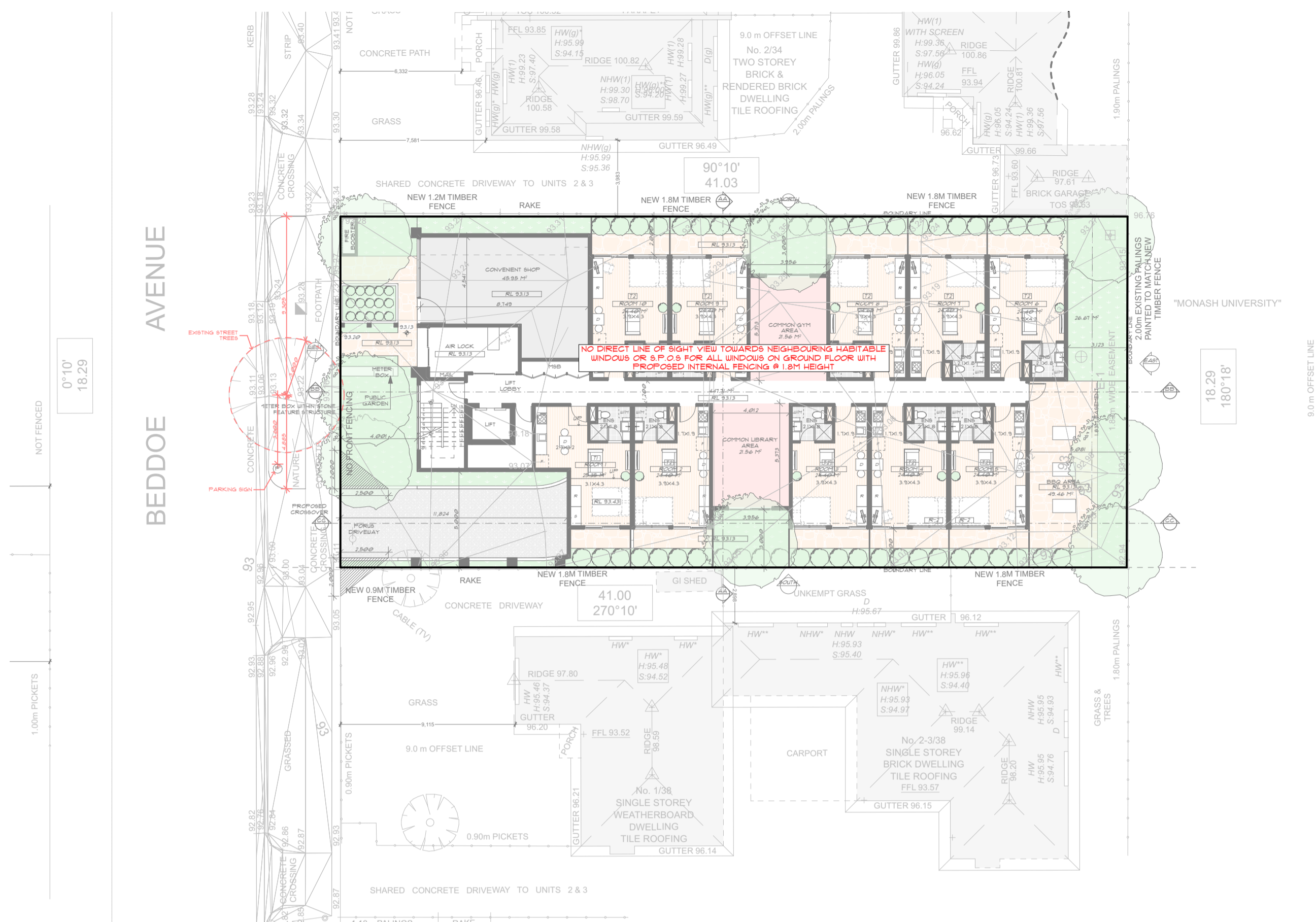
**Reve Design**  
建築建築設計事務所  
Building Design Consulting & Architectural Visualization  
Reve Design Pty Ltd Suite 3.04/424 St Kilda Road  
Building Design Consultants Melbourne VIC 3004  
& Architectural Visualization Phone: 0434365128  
vincent\_yang@revedesign.com.au

Project Name  
**Student Accommodation**  
36 Beddoe Ave Clayton

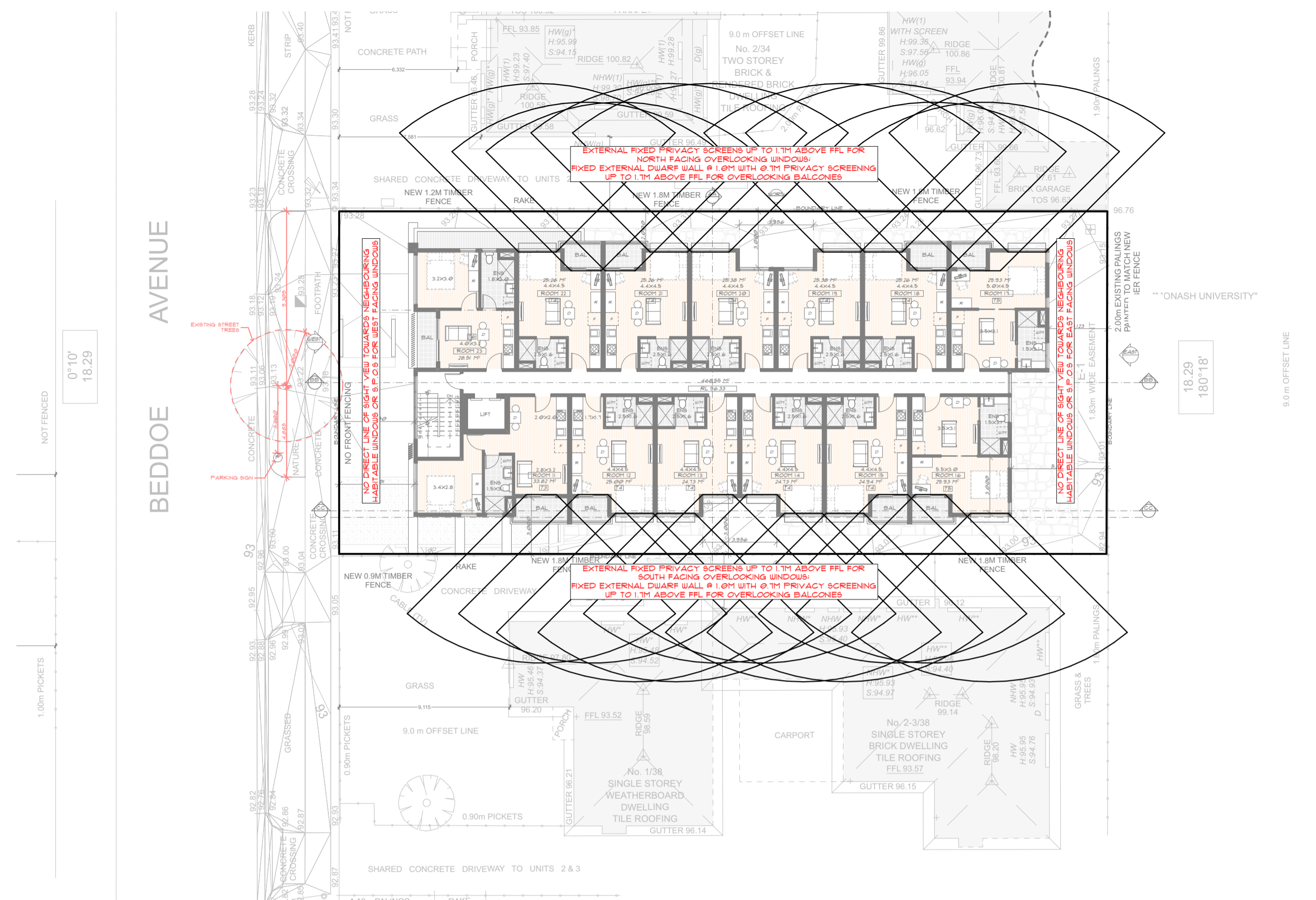
**PRELIMINARY**

Drawing Title: <b>SHADOW DIAGRAMS (2)</b>	Project No: <b>0718</b>	Issue: <b>C</b>
Scale: as shown @ A1	Date: Apr 2021	Drawing No.: <b>A16</b>
Drawn By: VY	Checked By: VY	Plot Date: 22/4/21

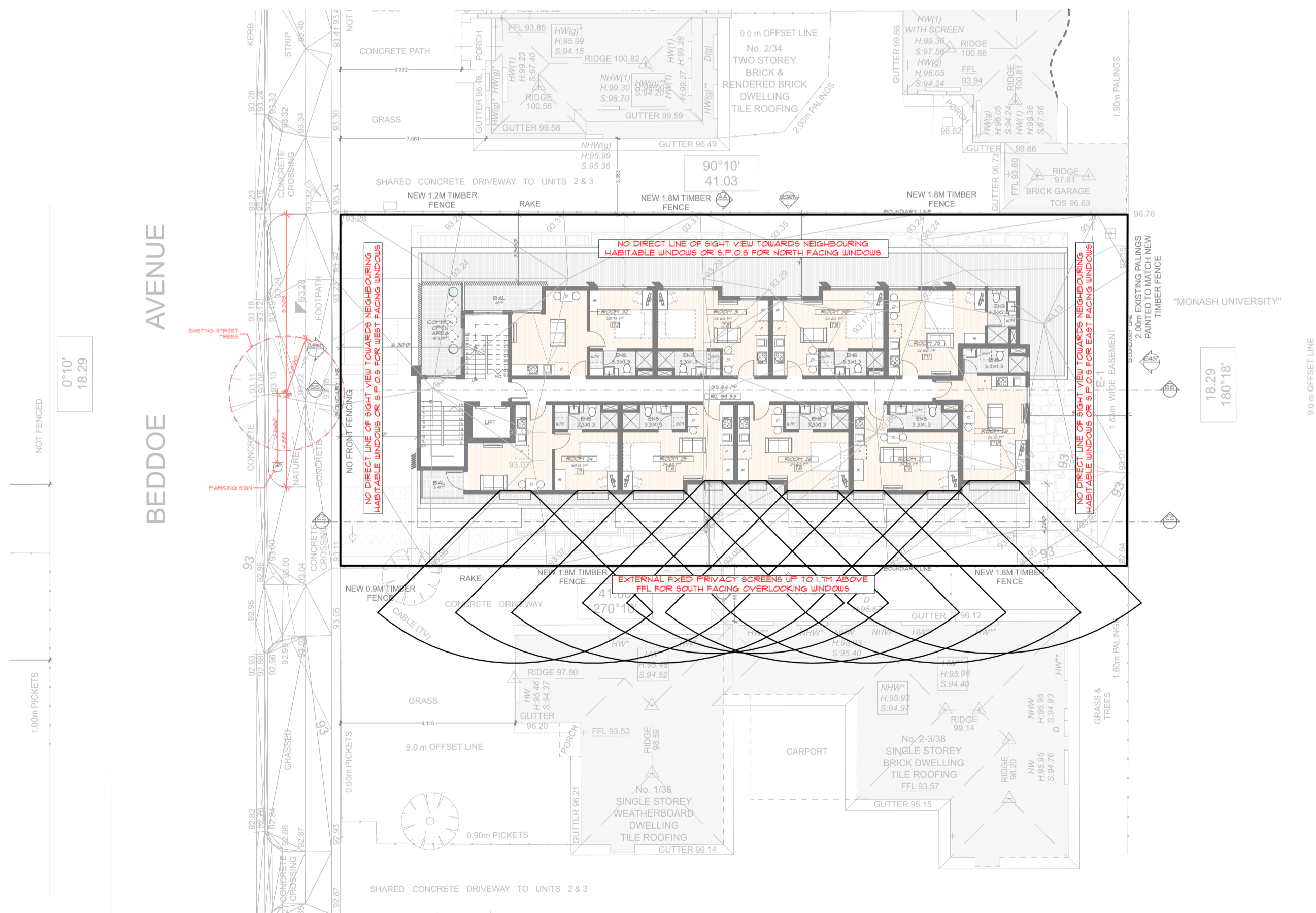




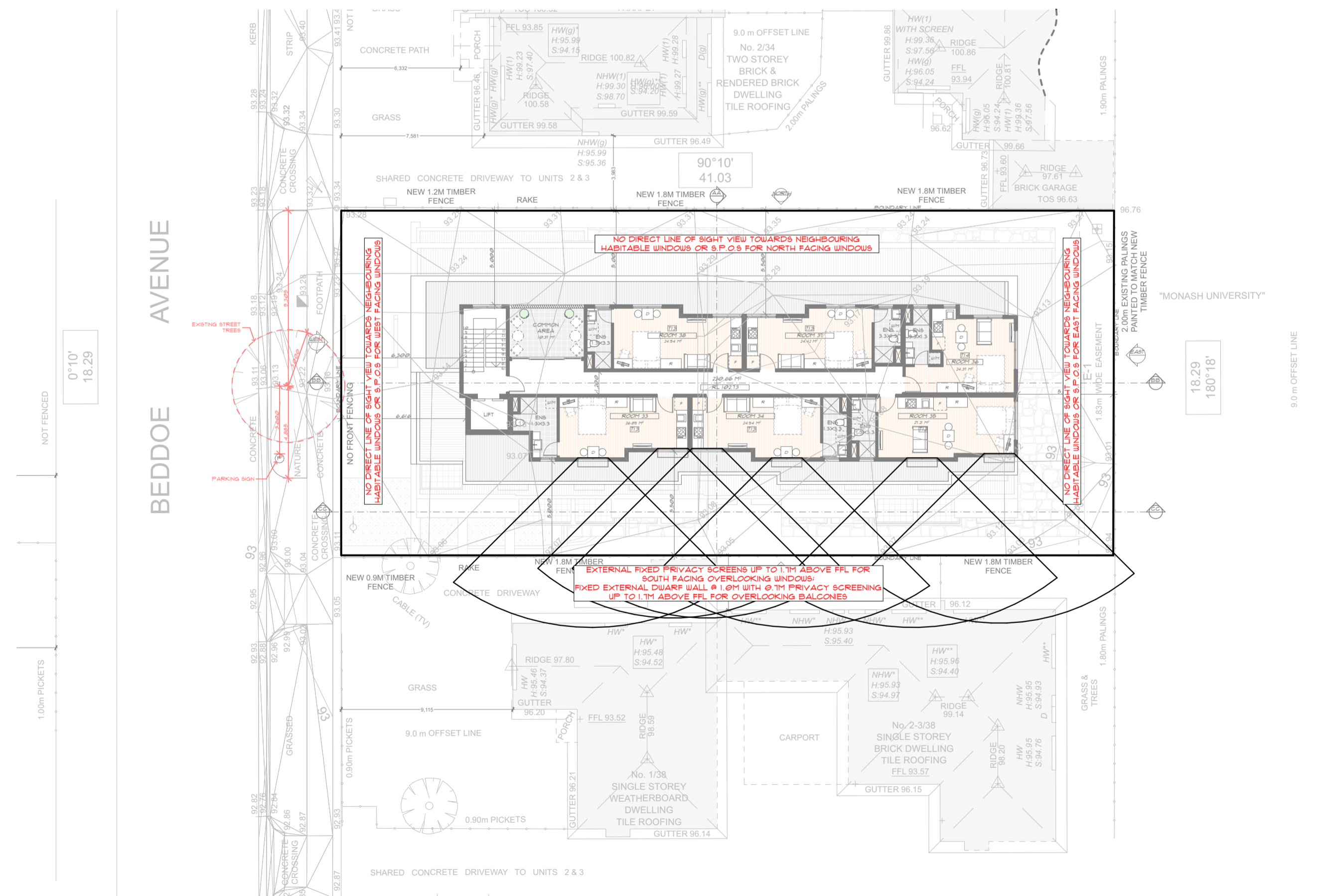
**GROUND FLOOR OVERLOOKING DIAGRAM**  
1:200



**FIRST FLOOR OVERLOOKING DIAGRAM**  
1:200



**SECOND FLOOR OVERLOOKING DIAGRAM**  
1:200



**THIRD FLOOR OVERLOOKING DIAGRAM**  
1:200

ADVERTISED COPY - CITY OF MONASH  
This copied document is made available for the sole purpose of enabling its consideration and review as part of a planning process under the Planning and Environment Act.  
The document must not be used for any purpose which may breach copyright.



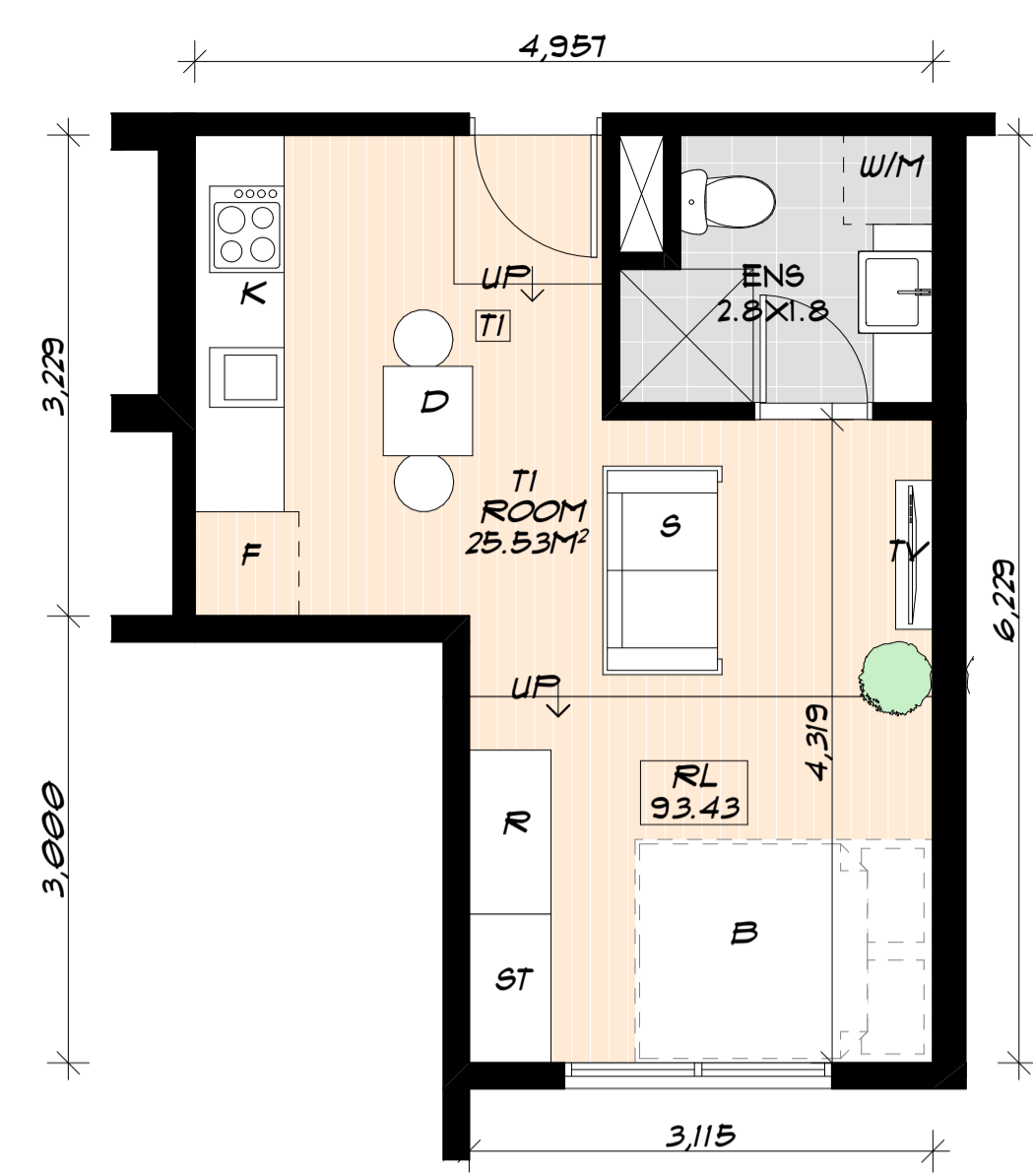
Check and verify all dimensions before commencement of work and/or shop drawings. This design and drawing is the property of Reve Design Pty Ltd (Reve) and may not be copied in whole or part without their written consent. caveat that the Relevant Building Surveyor (RBS) can, at their discretion, make minor necessary changes, in order to facilitate the issuing of the Building Permit. Any proposed additions and/or amendments are to be reported to Reve for confirmation prior to the RBS carrying out such changes. Plotted dimensions take precedence over scale. Do not scale.

**Reve Design**  
建築建築設計事務所  
Building Design Consulting & Architectural Visualization  
Reve Design Pty Ltd Suite 04/424 St Kilda Road  
Building Design Consultants Melbourne VIC 3004  
& Architectural Visualization Phone: 0434365128  
vincent\_yang@revedesign.com.au

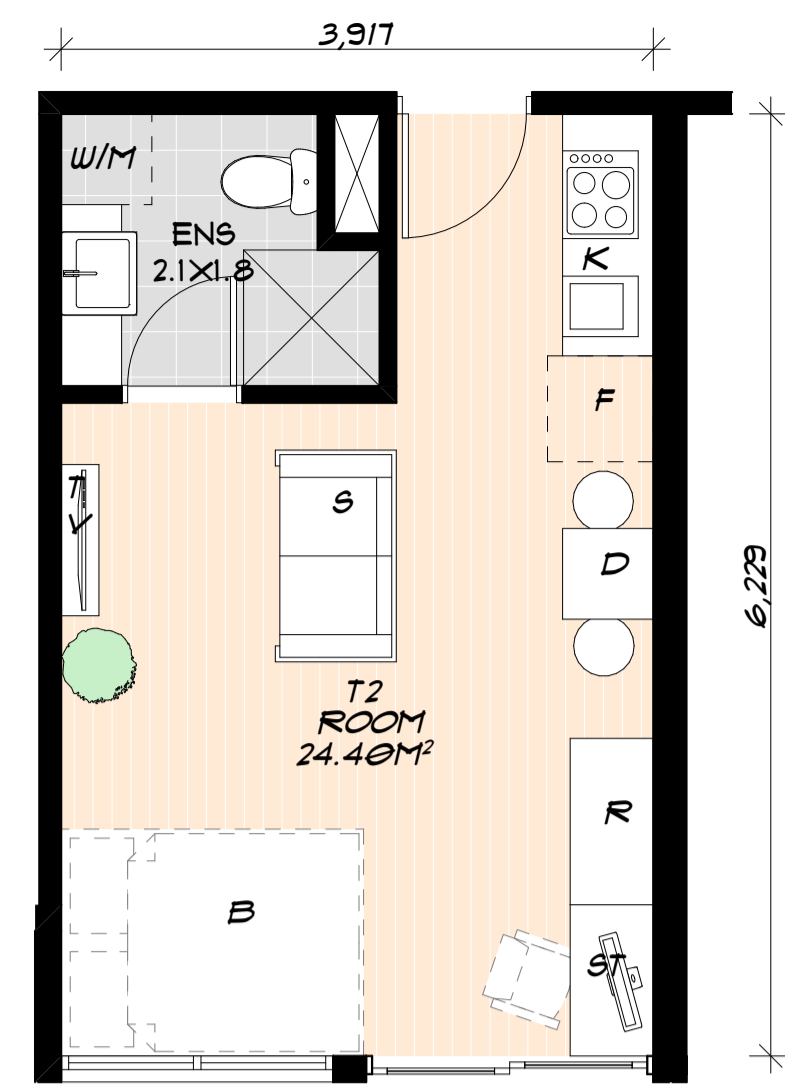
Project Name  
**Student Accommodation**  
36 Beddoe Ave Clayton

**PRELIMINARY**

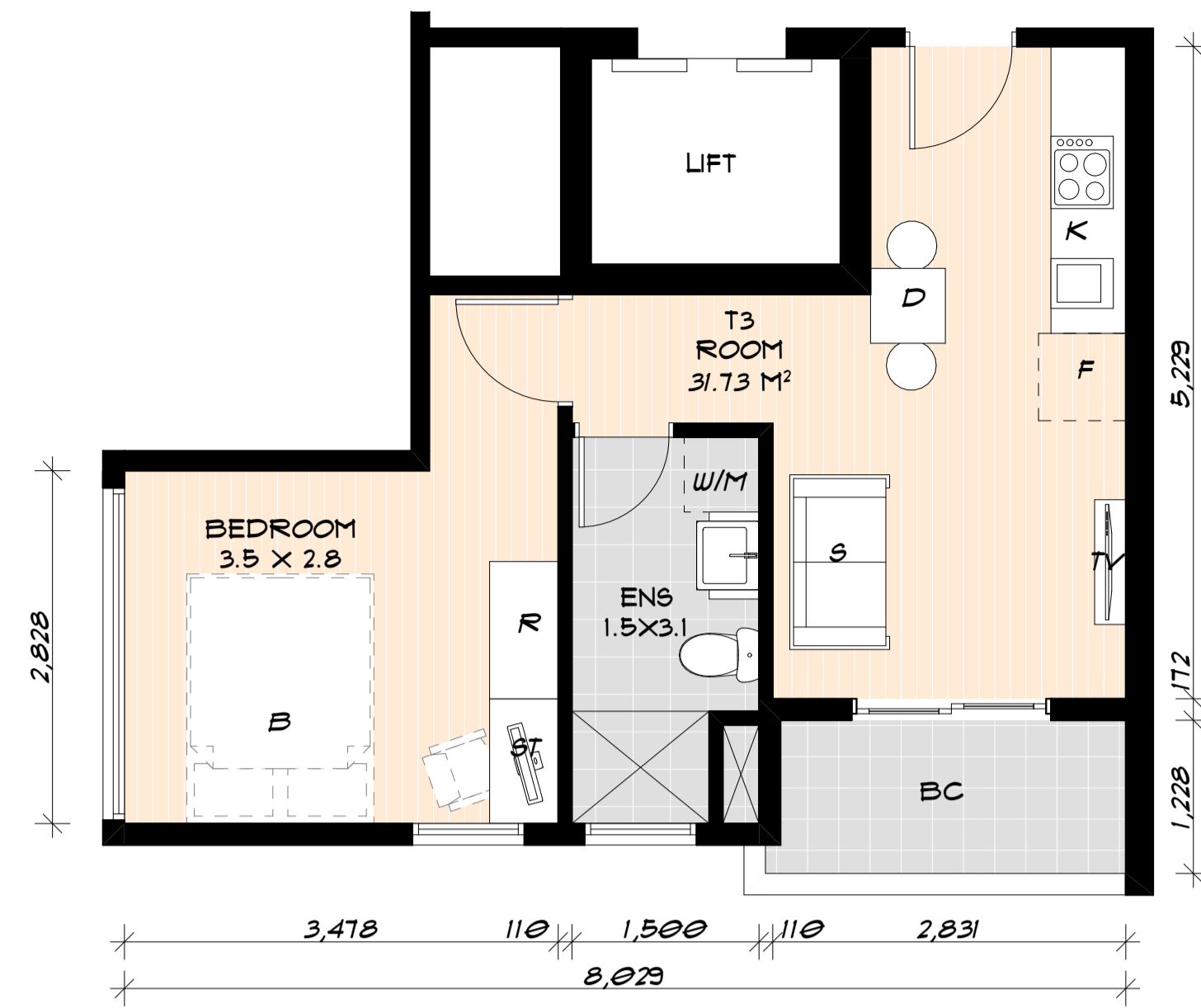
Drawing Title: <b>OVERLOOKING DIAGRAMS</b>	Project No: <b>0718</b>	Issue: <b>C</b>
Scale: as shown @ A1	Date: Apr 2021	Drawing No.: <b>A17</b>
Drawn By: VY	Checked By: VY	Plot Date: 22/4/21



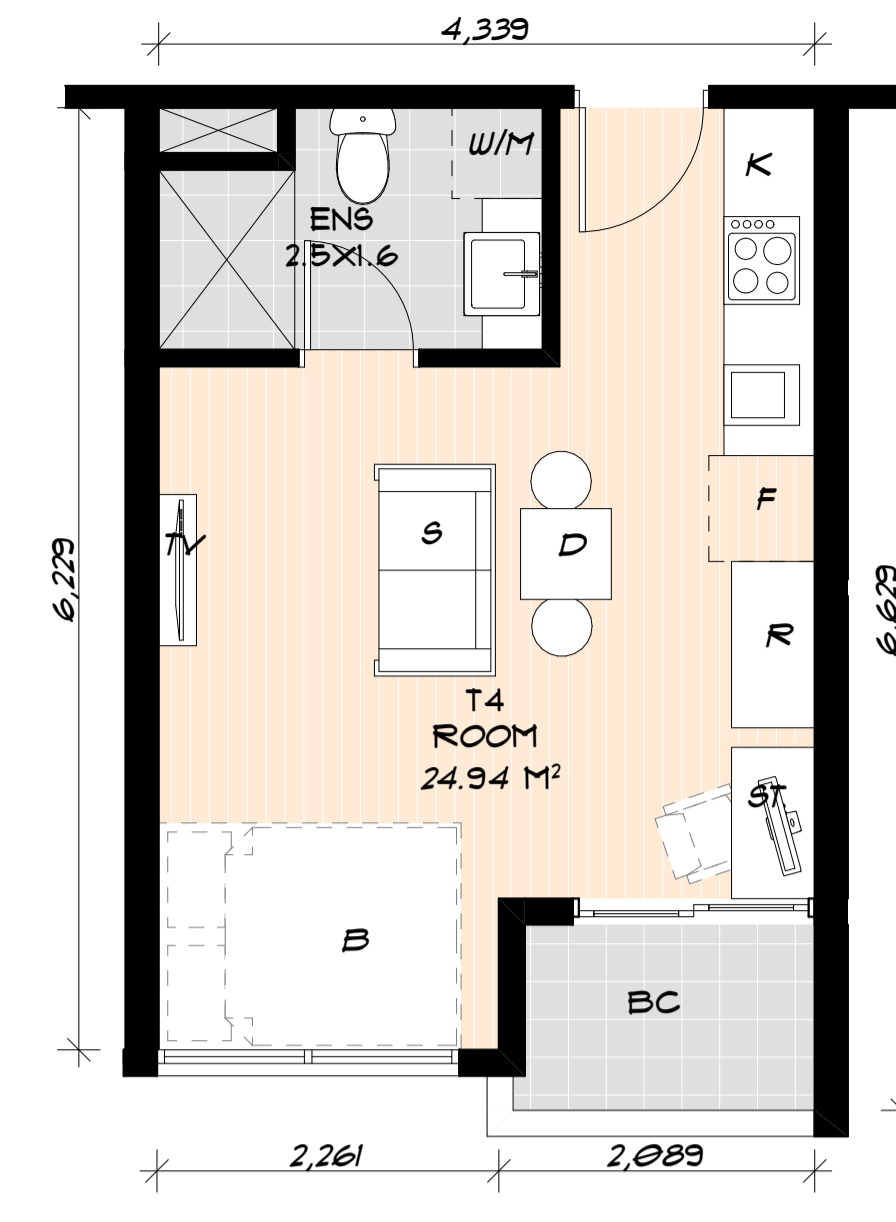
TYPICAL ROOM 1  
1:50



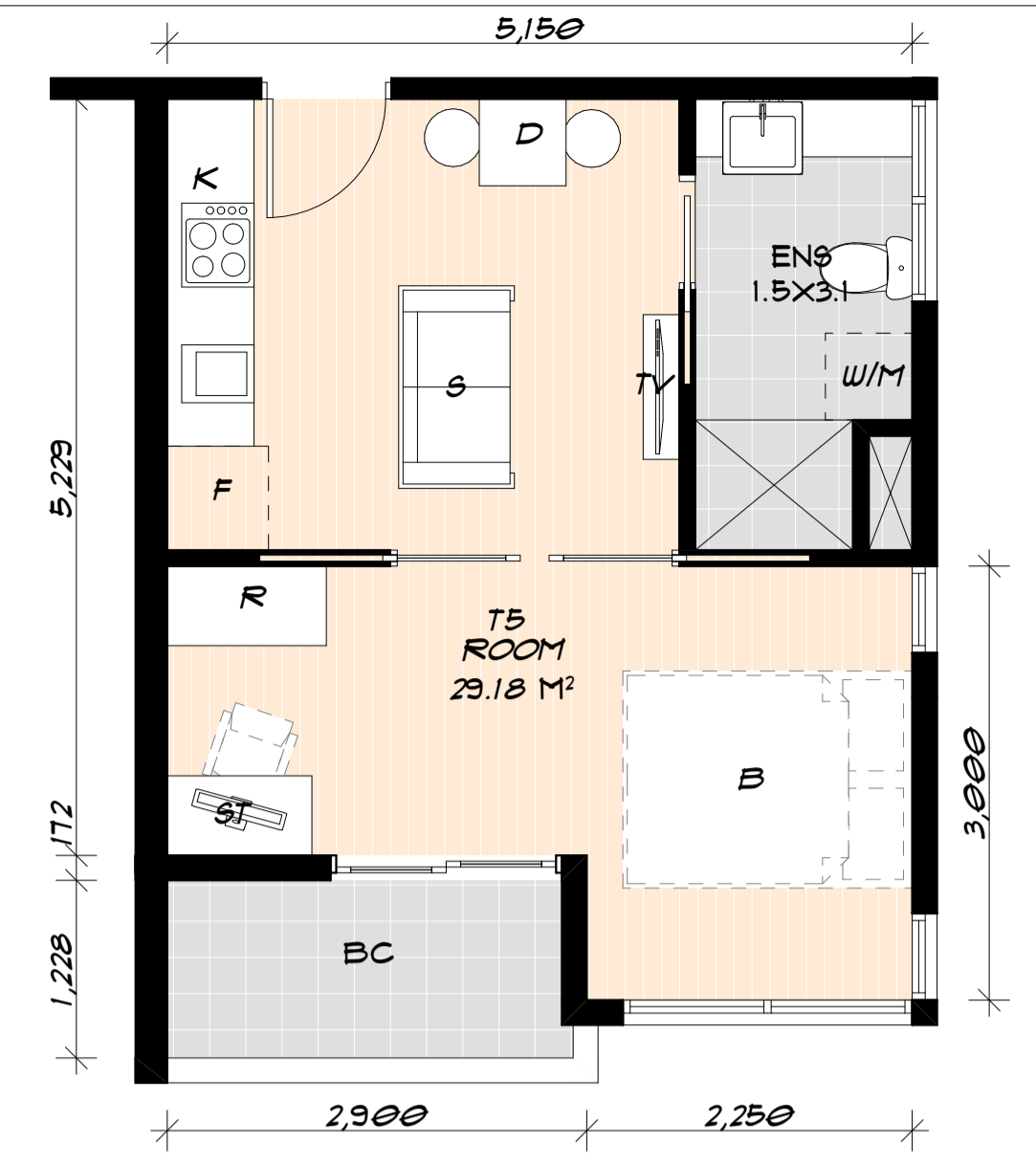
TYPICAL ROOM 2  
1:50



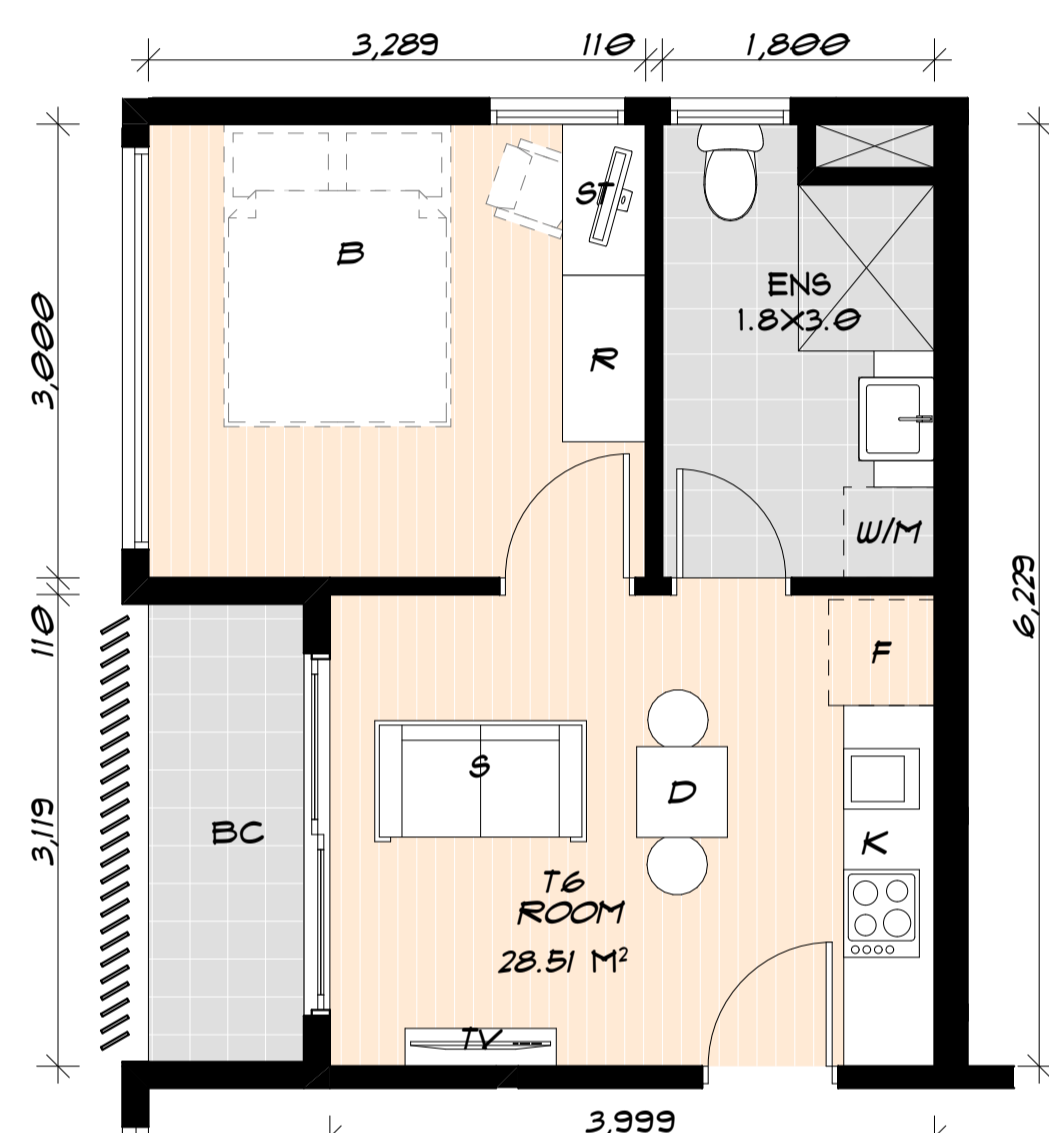
TYPICAL ROOM 3  
1:50



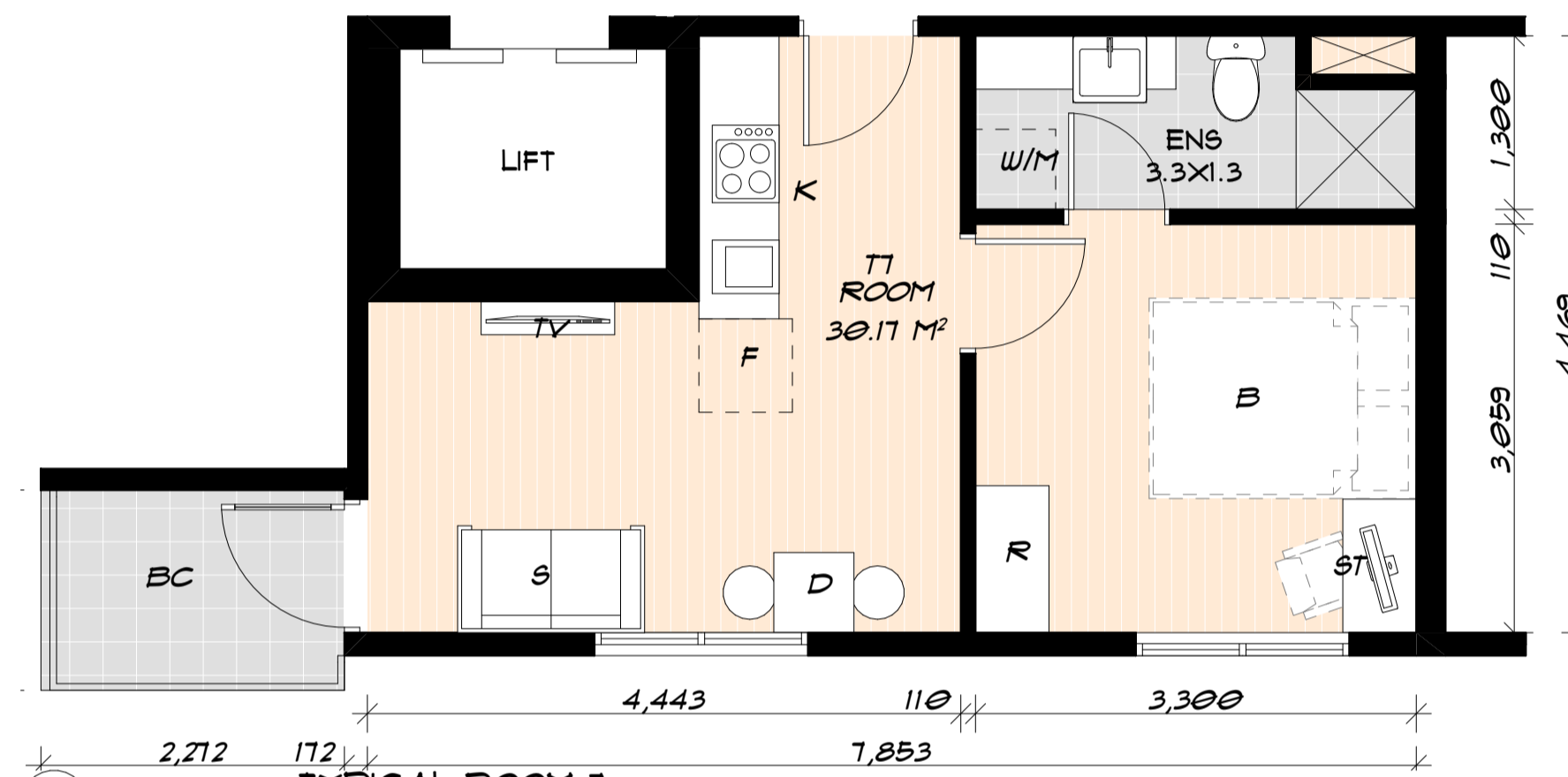
TYPICAL ROOM 4  
1:50



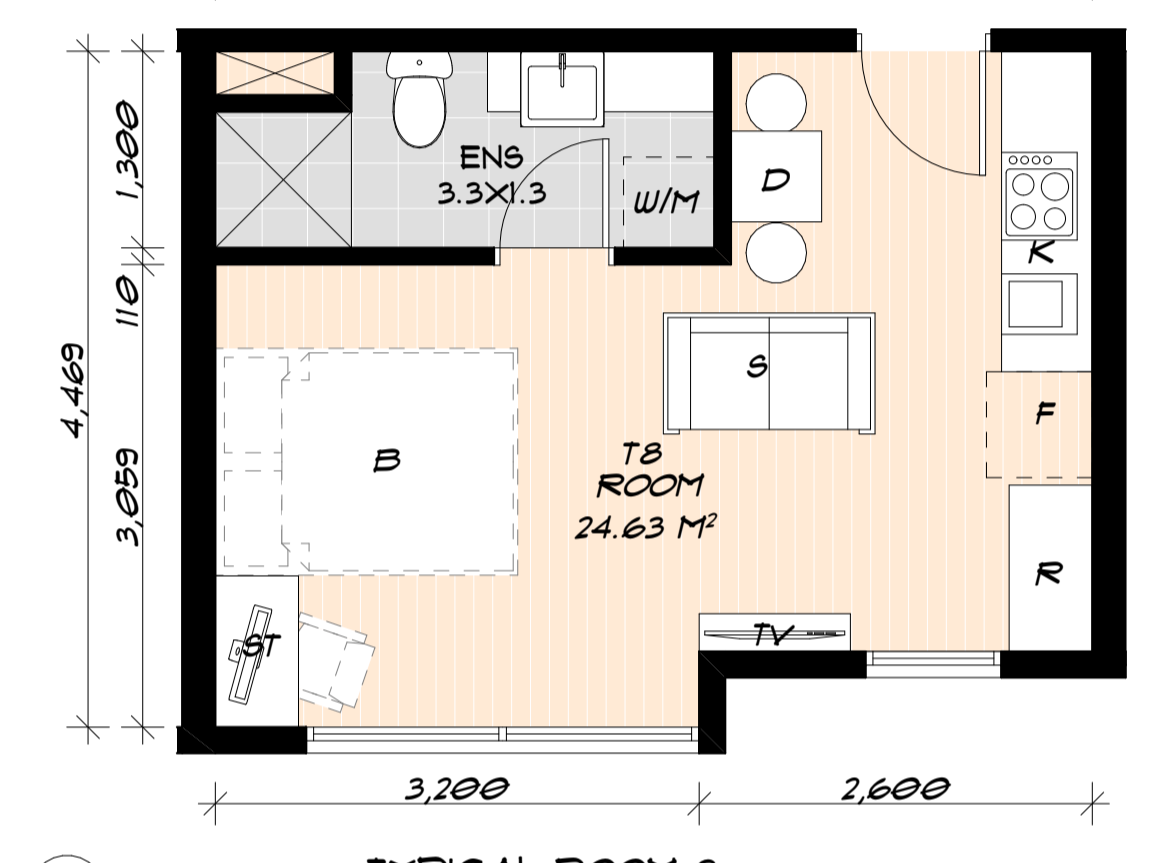
TYPICAL ROOM 5  
1:50



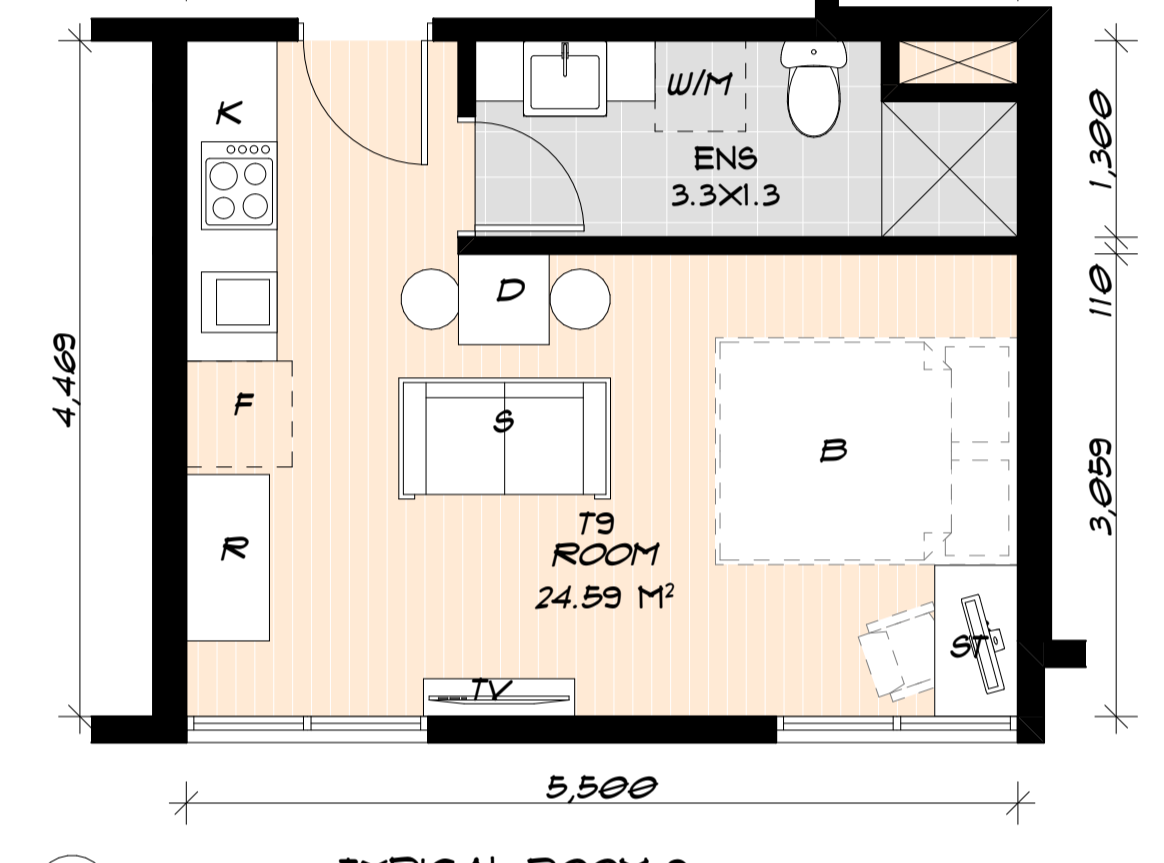
TYPICAL ROOM 6  
1:50



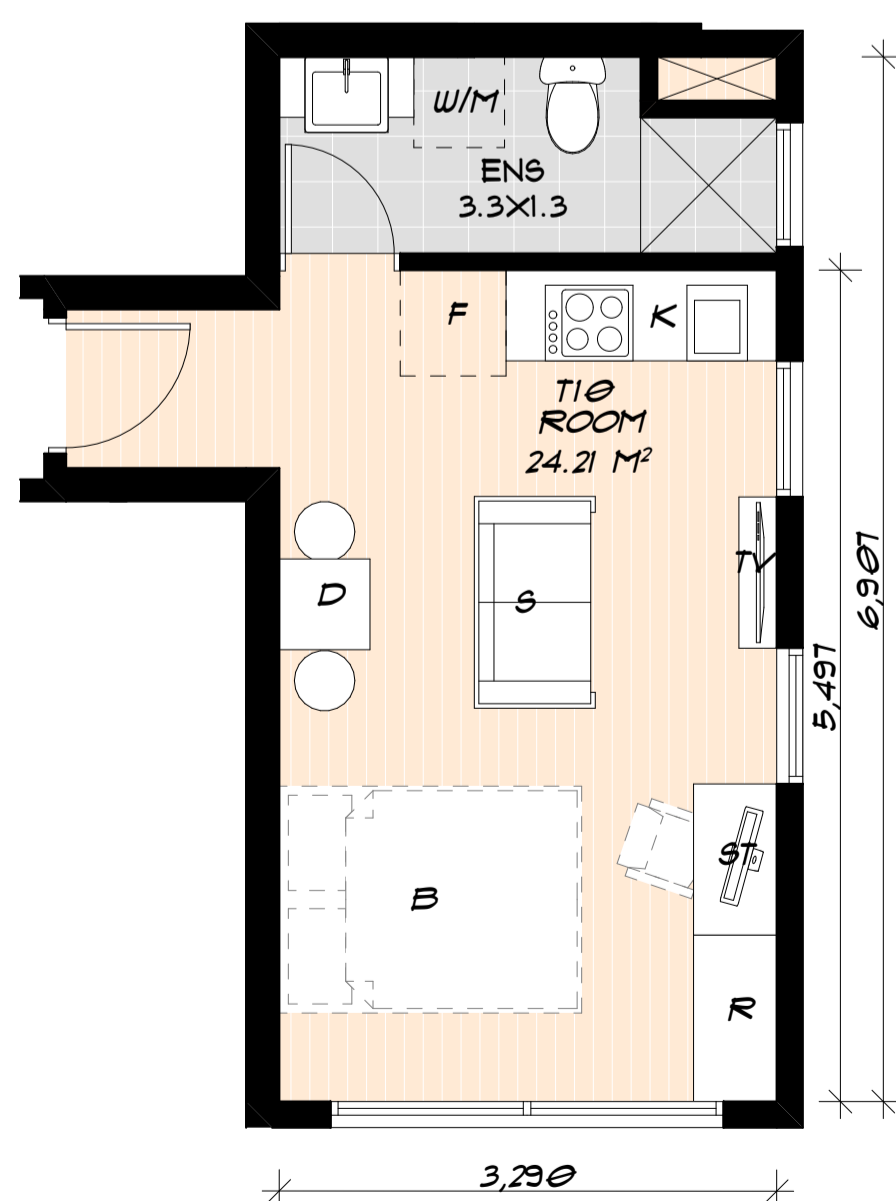
TYPICAL ROOM 7  
1:50



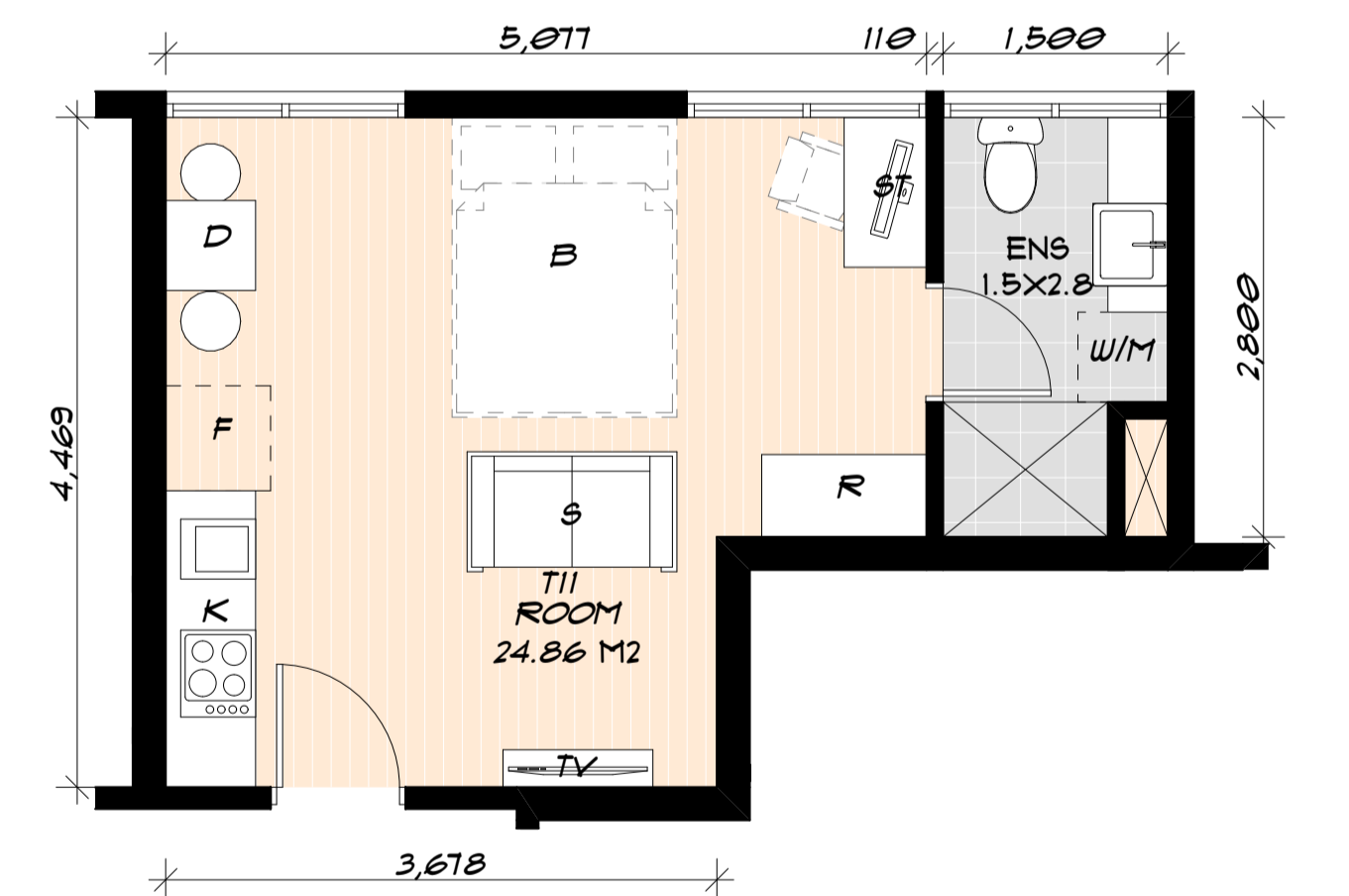
TYPICAL ROOM 8  
1:50



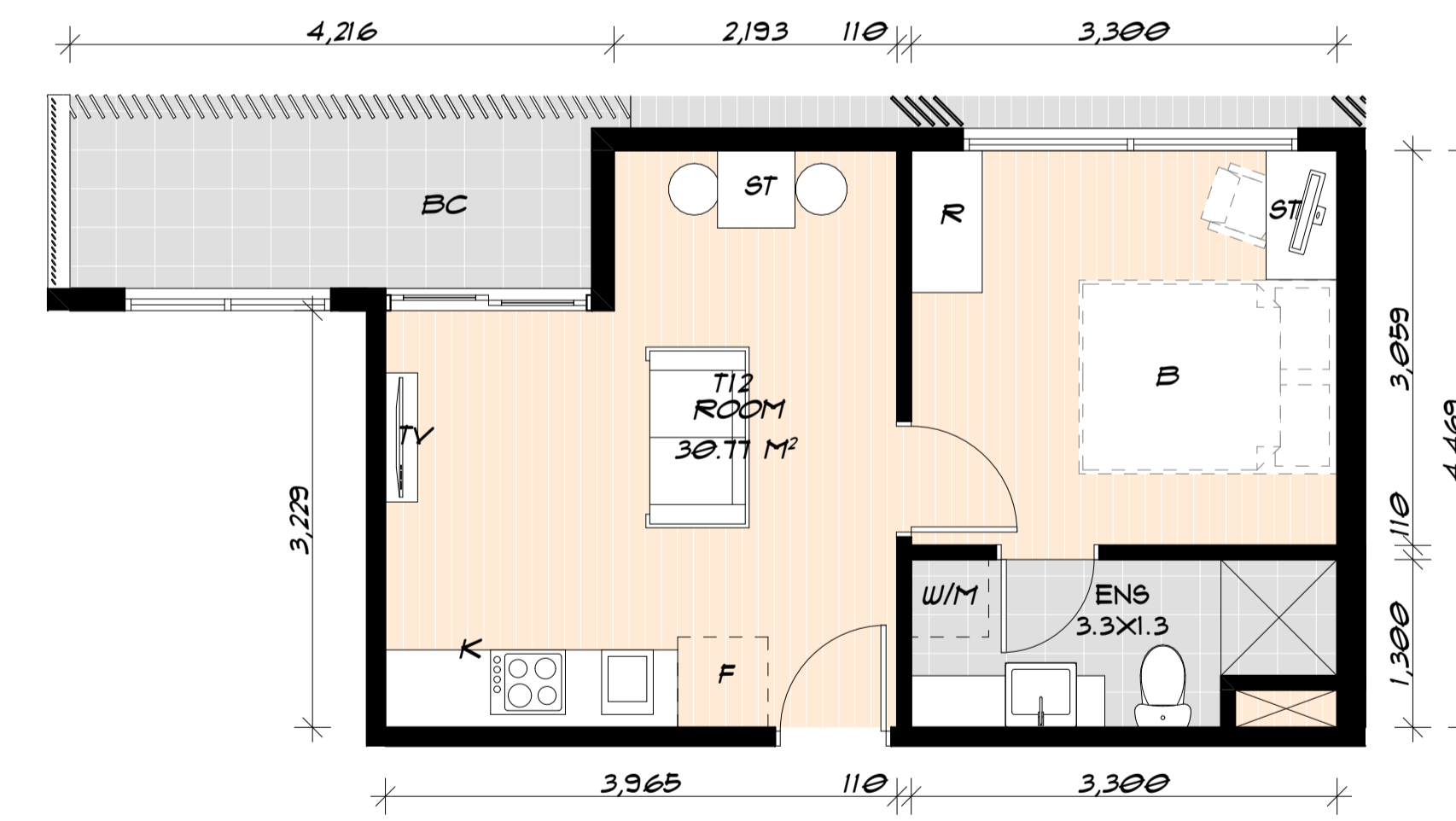
TYPICAL ROOM 9  
1:50



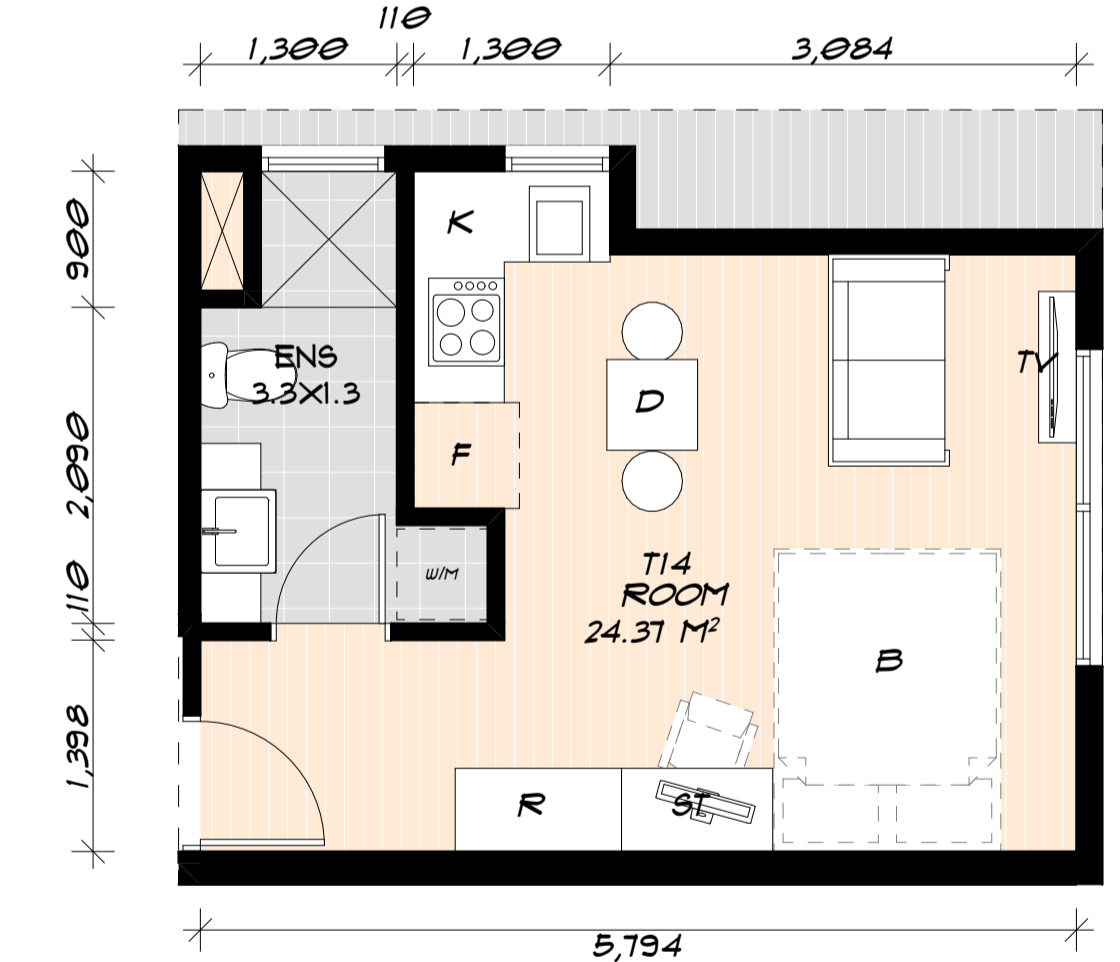
TYPICAL ROOM 10  
1:50



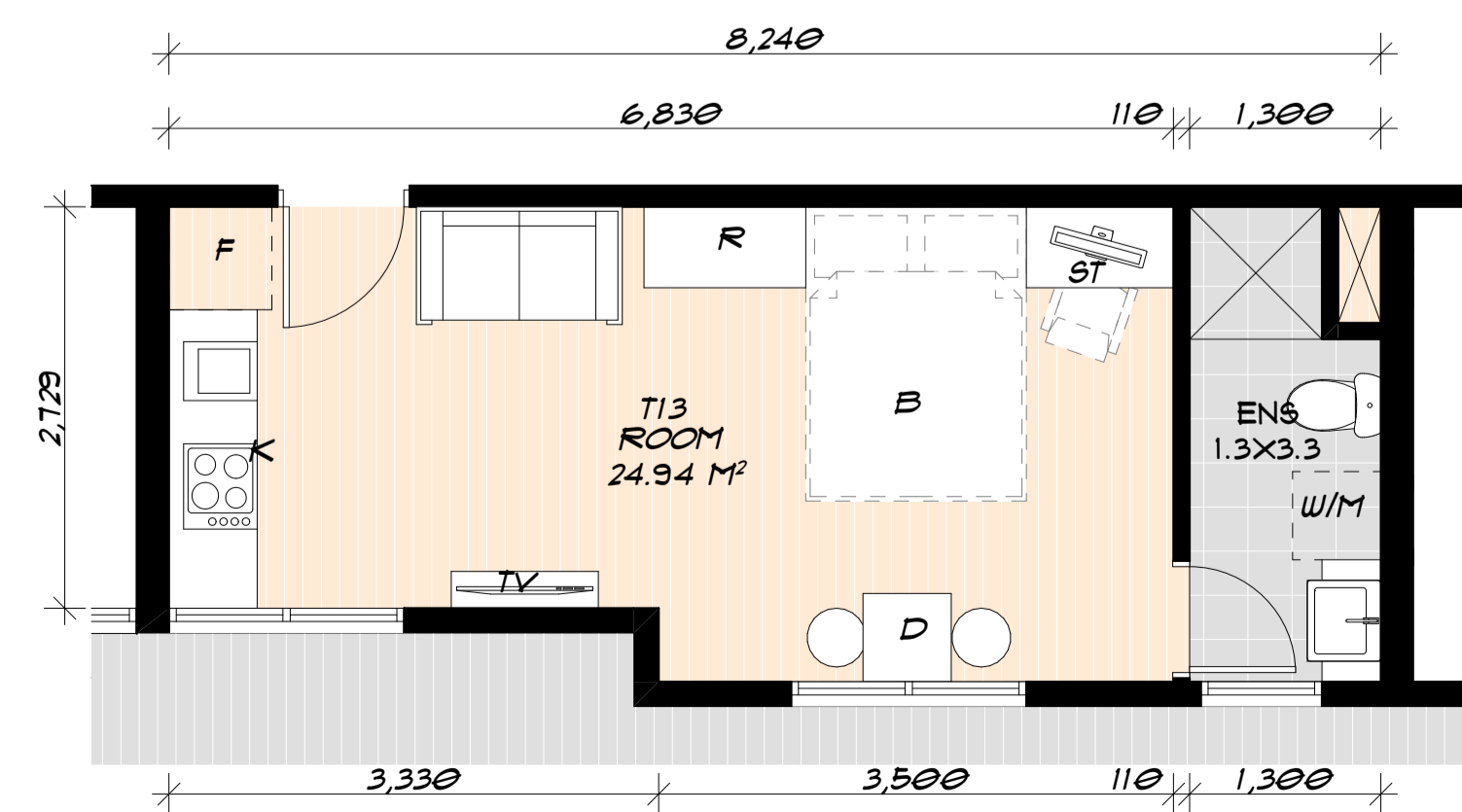
TYPICAL ROOM 11  
1:50



TYPICAL ROOM 12  
1:50



TYPICAL ROOM 14  
1:50



TYPICAL ROOM 13  
1:50

**LEGEND**

S	SOFA
TV	TELEVISION
D	DINNING
K	KITCHENETTE
F	FRIDGE
B	BED
R	ROBE
ST	STUDY
ENS	ENSUITE
W/M	WASHING MACHINE
TCE	TERRACE
BC	BALCONY

**ADVERTISED COPY - CITY OF MONASH**  
 This copied document is made available for the sole purpose of enabling its consideration and review as part of a planning process under the Planning and Environment Act. The document must not be used for any purpose which may breach copyright.

Check and verify all dimensions before commencement of work and/or shop drawings. This design and drawing is the property of Reve Design Pty Ltd (Reve) and may not be copied in whole or part without their written consent. Except that the Relevant Building Surveyor (RBS) can, at their discretion, make minor necessary changes, in order to facilitate the issuing of the Building Permit. Any proposed additions and/or amendments are to be reported to Reve for authorisation prior to the RBS carrying out such changes. Figure dimensions take precedence over text. Do not scale.

  
**Reve Design**  
 瑞德建築設計事務所  
 Building Design Consulting & Architectural Visualization  
 Reve Design Pty Ltd Suite 3.04/24 St Kilda Road  
 Building Design Consultants Melbourne VIC 3004  
 & Architectural Visualization Phone: 0434365128  
 vincent\_yang@revedesign.com.au

Project Name  
**Student Accommodation**  
 36 Beddoe Ave Clayton

Drawing Title: <b>TYPICAL ROOMS</b>	Project No: <b>0718</b>	Issue: <b>C</b>
Scale: as shown @ A1	Date: Apr 2021	Drawing No.: <b>A18</b>
Drawn By: VY	Checked By: VY	Plot Date: 22/4/21

**PRELIMINARY**

# FINISHES SCHEDULE

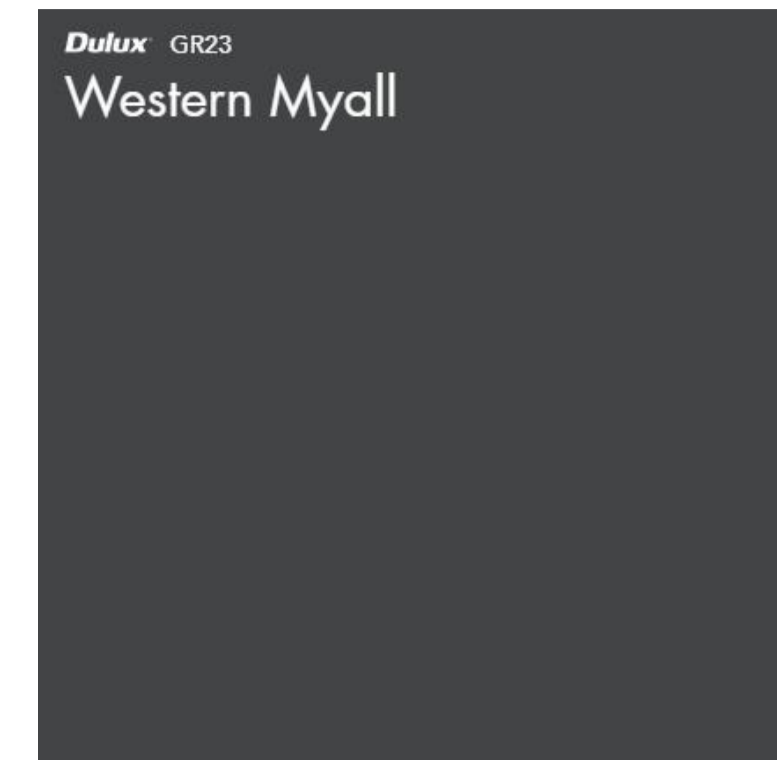
ADVERTISED COPY - CITY OF MONASH  
 This copied document is made available for the sole purpose of enabling its consideration and review as part of a planning process under the Planning and Environment Act. The document must not be used for any purpose which may breach copyright.

## REN01




RENDER FINISH  
 DULUX NATURAL WHITE  
 OR SIMILAR

## REN02



RENDER FINISH  
 DULUX NATURAL WHITE  
 OR SIMILAR

## MT01




COLORBOND METAL CLADDING  
 LYSAUGHT LONGLINE 305  
 BLACK  
 OR SIMILAR

## TF01




TIMBER FENCING  
 PAINTED FINISH IN BLACK  
 OR SIMILAR

## AL01



ALUMINIUM TIMBER CLADDING  
 DECOCLAD NARROWLINE  
 AUSTRALIAN CEDAR  
 OR SIMILAR

## AL02




BALUSTRADE PRIVACY SCREENING  
 FIXED ANGLED PRIVACY LOURVES  
 BLACK  
 OR SIMILAR

## AL03




WINDOW PRIVACY SCREEN  
 BAYSIDE PRIVACY SCREEN LOUVRE  
 BLADE WINDOW SCREENS BLACK  
 OR SIMILAR

## AL04



SUN SHADING ALUMINIUM FINS  
 EXTERNAL ALUMINIUM LOURVES -  
 WHITE  
 OR SIMILAR

## GL01



GLASS - CLEAR

## GL02



GLASS - OBSCURED

## ST01



STACKED STONE CLADDING  
 EZI-FIT STACKED STONE RUGGED  
 OR SIMILAR


PRELIMINARY

Check and verify all dimensions before commencement of work and/or shop drawings. This design and drawing is the property of Reve Design Pty Ltd (Reve) and may not be copied in whole or part without their written consent. Except that the Relevant Building Surveyor (RBS) can, at their discretion, make minor necessary changes, in order to facilitate the issuing of the Building Permit. Any proposed additions and/or amendments are to be reported to Reve for authorisation prior to the RBS carrying out such changes. Figure dimensions take precedence over scale. Do not scale.

**Reve Design**  
 瑞燈建築設計事務所  
 Building Design Consulting & Architectural Visualization  
 Reve Design Pty Ltd Suite 3.04/424 St Kilda Road  
 Building Design Consultants Melbourne VIC 3004  
 & Architectural Visualization Phone : 0434365128  
 vincent\_yang@revedesign.com.au

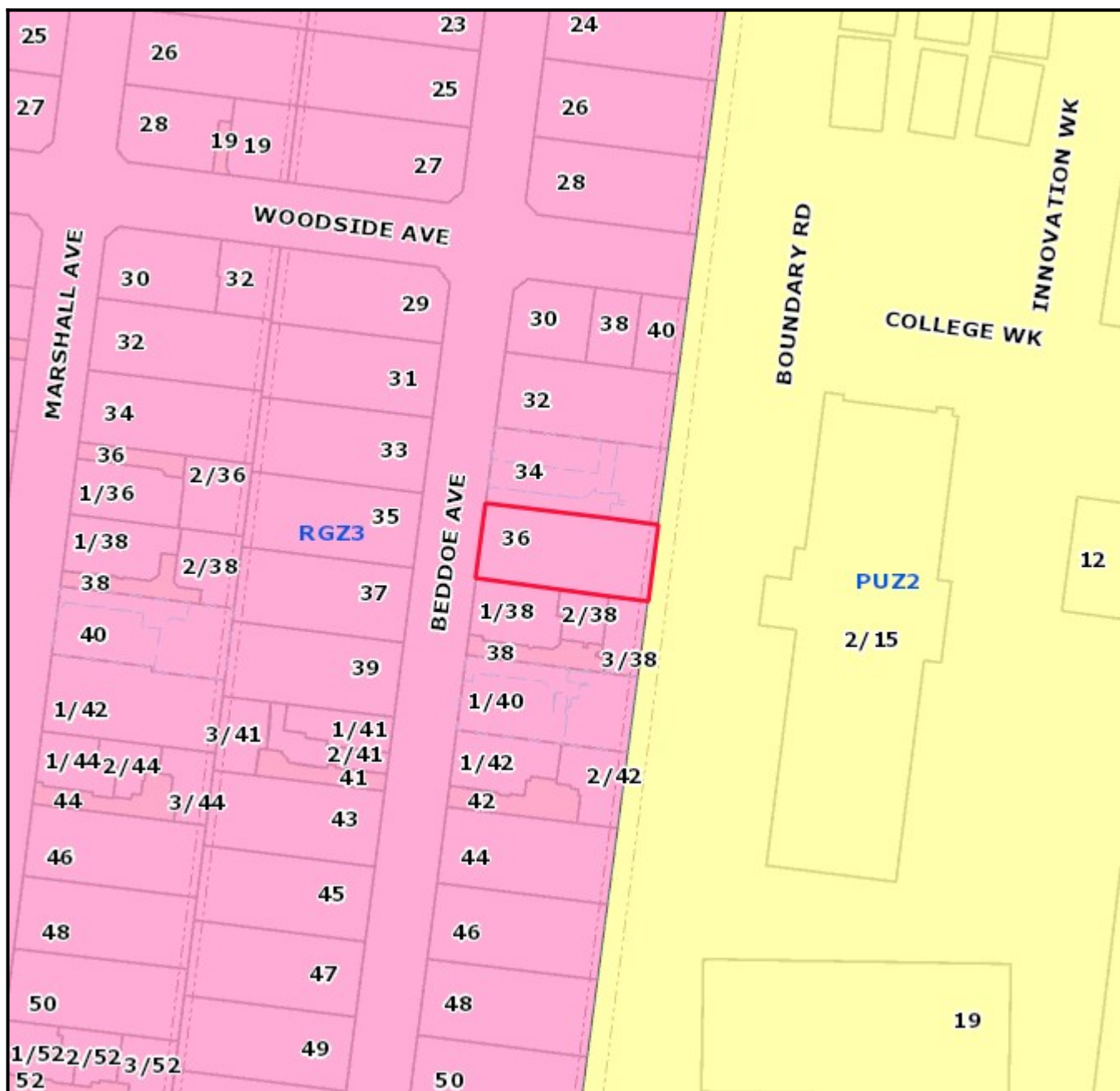
Project Name  
**Student Accommodation**  
 36 Beddoe Ave Clayton

Drawing Title: <b>FINISHES SCHEDULE</b>	Project No: <b>0718</b>	Issue: <b>C</b>
Scale: as shown @ A1	Date: Apr 2021	Drawing No.: <b>A19</b>
Drawn By: VY	Checked By: VY	Plot Date: 22/4/21





# Planning Overlays and Zones



**Legend**

**Planning Zones**

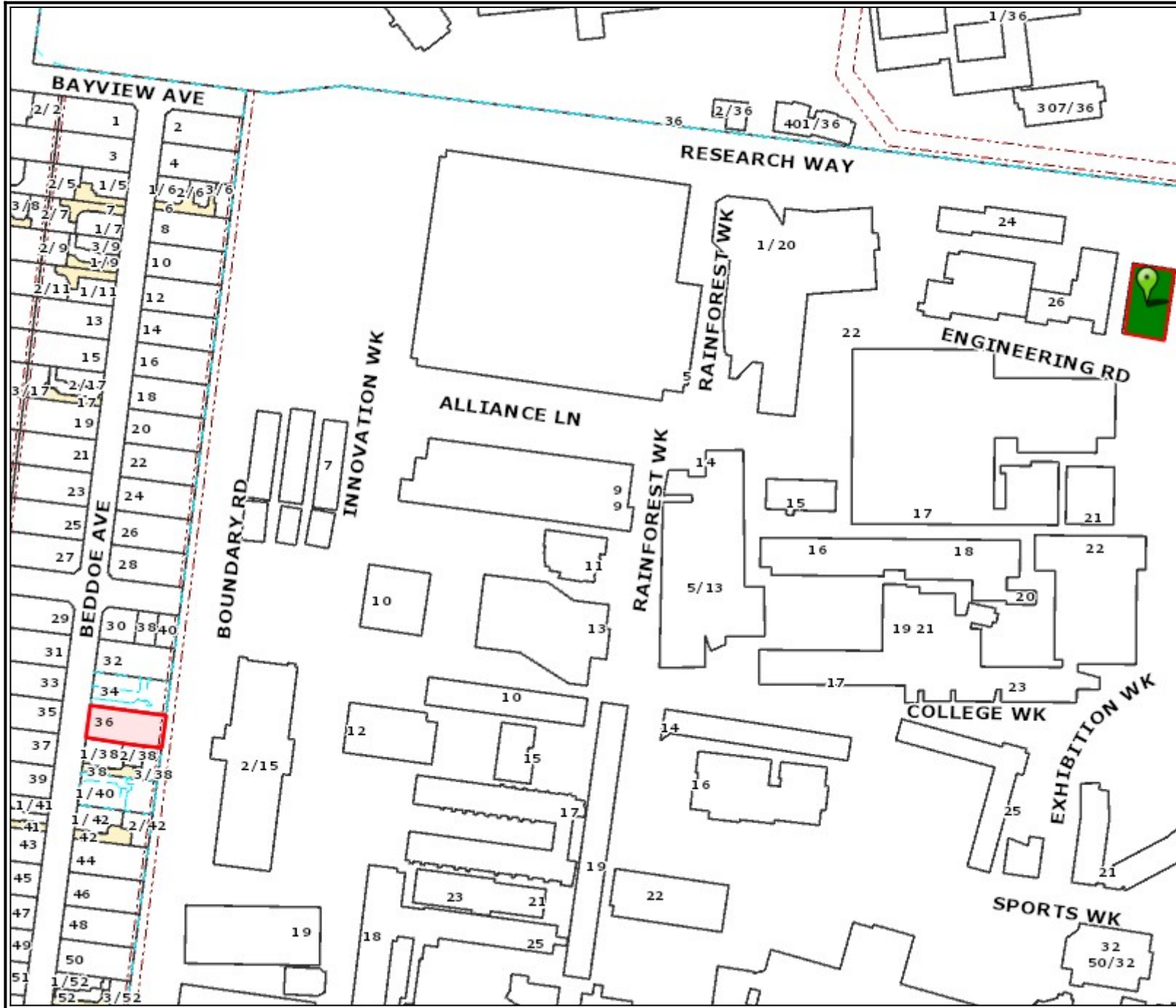

**Planning Overlays**


1:1500

**Address:** 36 Beddoe Avenue CLAYTON VIC 3168

**Area:** 750 sqm

Base data is supplied under Licence from Land Victoria. This map is for general use only and may not be used as proof of ownership, dimensions or any other status. The information must be verified before taking any action which may be affected by a planning scheme requirement. This can be done by visiting the website: <http://services.land.vic.gov.au/landchannel/content/>  
 The City of Monash endeavours to keep the information current, and welcomes notification of omissions or inaccuracies.



# Objector Map

Subject land shaded light red.  
Objector property shaded dark green and pinpointed.

## Legend

- Property
- Proposed Property
- Common Property
- Easements
- Railines
- Reserves
- Open Space Public Access**
  - Accessway/ trail
  - Conservation
  - Memorial Park
  - Play
  - Relaxation/ contemplation
  - Social/ family recreation
  - Sport
  - Utility/ buffer/ enviro constraint
  - Visual amenity
  - Water based recreation

1:3000

Copyright © City of Monash 2008. Disclaimer:  
This map is for general use only and may not be used as proof of ownership, dimensions or any other status. The user indemnifies the City of Monash against any claims or loss or damage caused or arising out of the use of the information. Use of this site implies the user has read and acknowledges the Terms of Use, copyright, Disclaimer, and the Privacy Statement of the City of Monash.  
<http://www.monash.vic.gov.au/legal/index.htm>



Copyright © The State of Victoria. Disclaimer:  
This material may be of assistance to you but the State Government of Victoria and its employees do not guarantee that the publication is without flaw of any kind or is wholly appropriate for your purposes and therefore disclaims all liability for any error, loss or consequences which may arise from any information contained in this material.